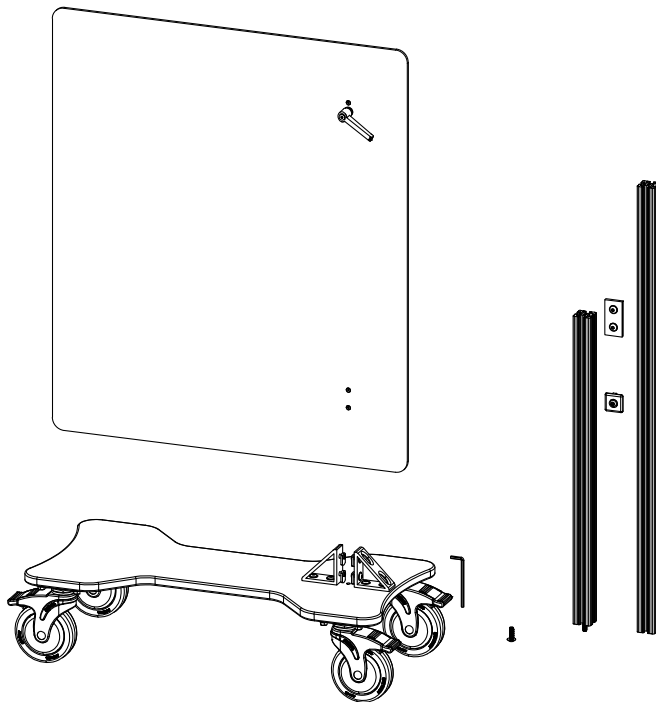


Assembling a Mobile Sneezeguard Unit

Follow these instructions to assemble a mobile sneezeguard unit.

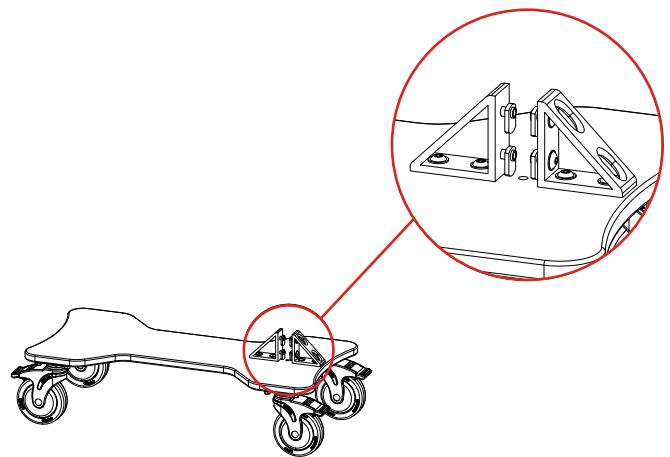
Assembly package includes

- 1 shield
- 1 base
- 1 long post
- 1 short post
- 1 2-hole plate
- 4 T-slot fasteners
- 1 cap
- 2 1"-long screw
- 1 3/16 hex key



Step 1

Insert 4 T-slot fasteners into angled brackets on base. Do not tighten.



Step 2

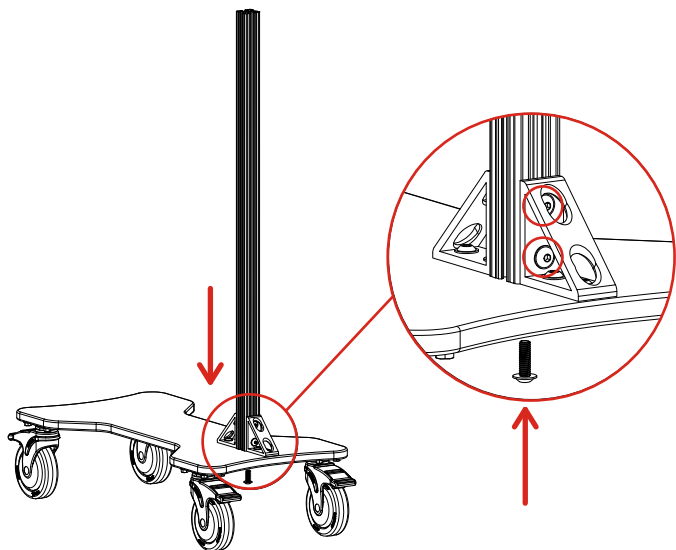
Position the long post between angled brackets on base, making sure to align the T-slot fasteners into the tracks on the post.

Step 3

Use the hex key to tighten the 4 T-slot fasteners in the angled brackets until the long post is secure.

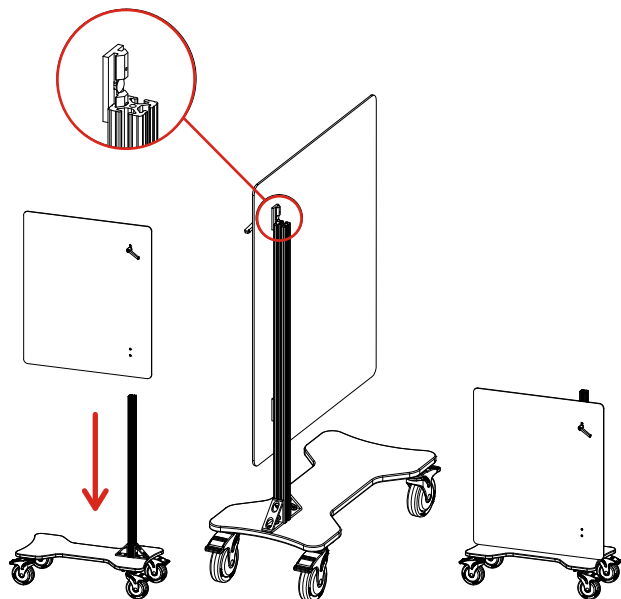
Step 4

Turn base on its side. Insert 1"-long screw through hole in the bottom of the base and tighten using the hex key.



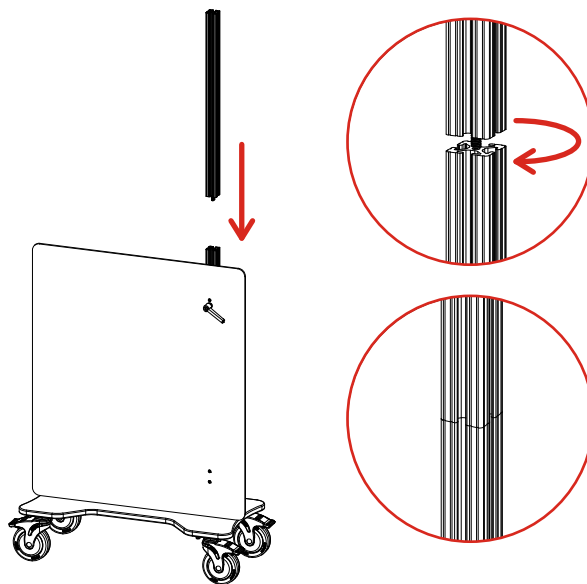
Step 5

Insert the shield into the track on the long post and slide down to the base. Make sure the screw on the back of the adjustment handle is also in the track.



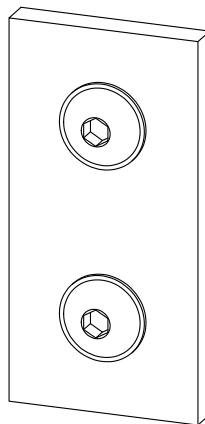
Step 6

Attach the short post to the long post by rotating the threaded stud clockwise until the tracks in the post are aligned and the post is tightened. (Don't be concerned if there is a slight gap between the two posts; it will be addressed in Step 8.)



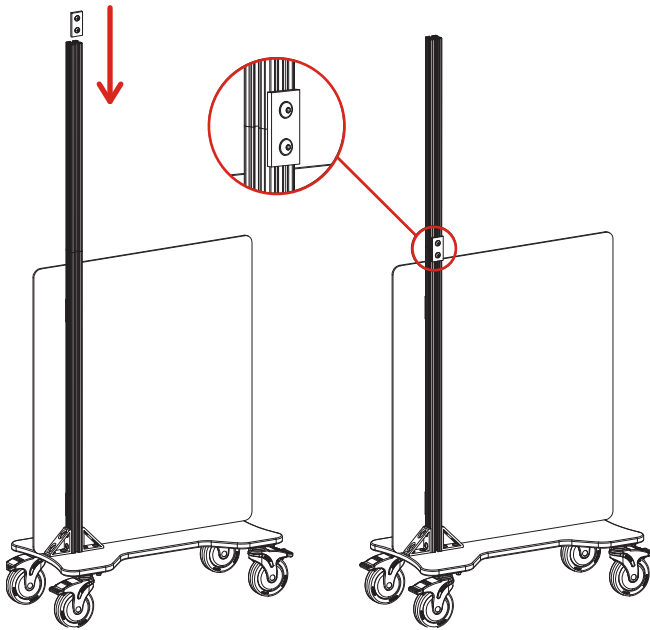
Step 7

Position T-slot fasteners into the 2-hole plate.



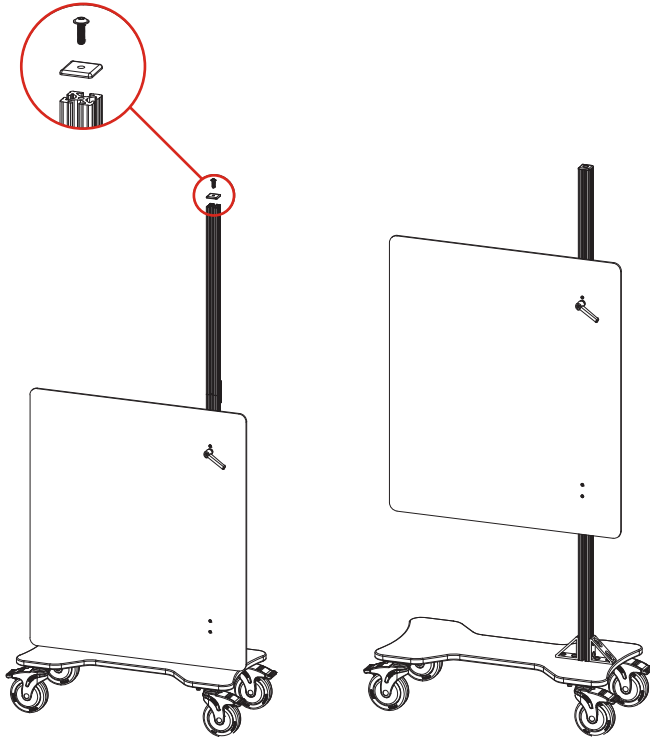
Step 8

Insert the plate onto the back track of the post and slide down to position where the short and long posts meet. Tighten the T-slot fasteners using the hex key. The shield will move up and down if assembled correctly.



Step 9

Attach the cap to the top of the post, insert 1"-long screw into cap, and tighten using the hex key.



InnerSpace® specializes in storage solutions for all areas of your healthcare facilities. We offer a cohesive system of carts, cabinets, and modular casework that improves staff and facility efficiency and an organization's bottom line. Our InnerSpace portfolio is supplemented with the Quick line of open storage products.

You'll find InnerSpace's full product offering on GSA Advantage, Premier, and Vizient contracts.

Contact our service team with your requests or to connect with a sales representative. We're here to help you specify the best storage products for your needs, whether a standard option or customized solution. We offer complimentary storage analysis, design services, CAD support, and logistics and installation assistance.



1239 Comstock Street | Marne, Michigan 49435

888-435-2256 phone | 616-743-5944 fax | innerspacehealthcare.com

© 2020 Solaire Medical, Marne, MI 49435
© InnerSpace is a registered trademark of Solaire Medical, Marne, MI 49435
0520 LIT-SNEEZEGUARD



QUICK