

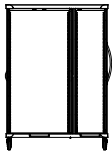
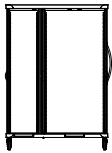
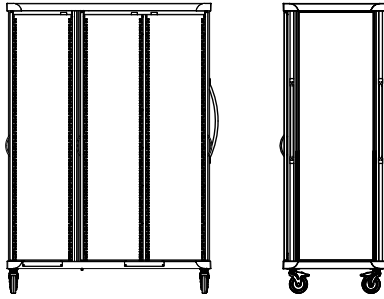
# Roam 3 Tall Supply Cart (SR3TGC)

Roam carts are lightweight and easy to maneuver. The FlexCell design and system of interior components adapt to the specific supply and procedure storage needs of departments throughout

a healthcare facility. The Roam 3 tall cart comes with three lockable tempered glass doors, three interior compartments, and in a Soft White finish.



# Roam 3 Tall Supply Cart (SR3TGC)



Compartment configurations

## Materials and Finishes

Base and top structure: Powder-coated steel  
Corner extrusions: Clear anodized aluminum  
Corner bumpers and corner trim: Thermoplastic polymer (ABS plastic)  
FlexCell panels: Thermoplastic polymer (ABS plastic)  
Hinges: Steel  
Door pulls: Dull chrome-plated steel  
Push handles: Clear anodized aluminum  
Glass doors: Clear anodized aluminum and tempered glass  
Casters: Nylon and steel

## Dimensions (nominal)

Exterior: 58.75"w x 28.75"d x 80.5"h  
Interior: 14.5"w x 23.75"d x 69.55"h (single compartment)  
31.75"w x 23.75"d x 69.55"h (double compartment)  
Weight: 301 lbs  
Interior Configuration: 135 FlexCells, 45 per compartment

## Options

- With single compartment on the left and two center columns, with right center column, or with left center column (2 center columns: SR3TGC, Right center column: SR3TGCR, Left center column: SR3TGCL)
- Keyed and InterConnect lock
- 5" sloped top
- Interior and side-mounted exterior accessories
- 6 case colors and range of laminates
- InnerSpace Cloud for remote management and monitoring of cart security

