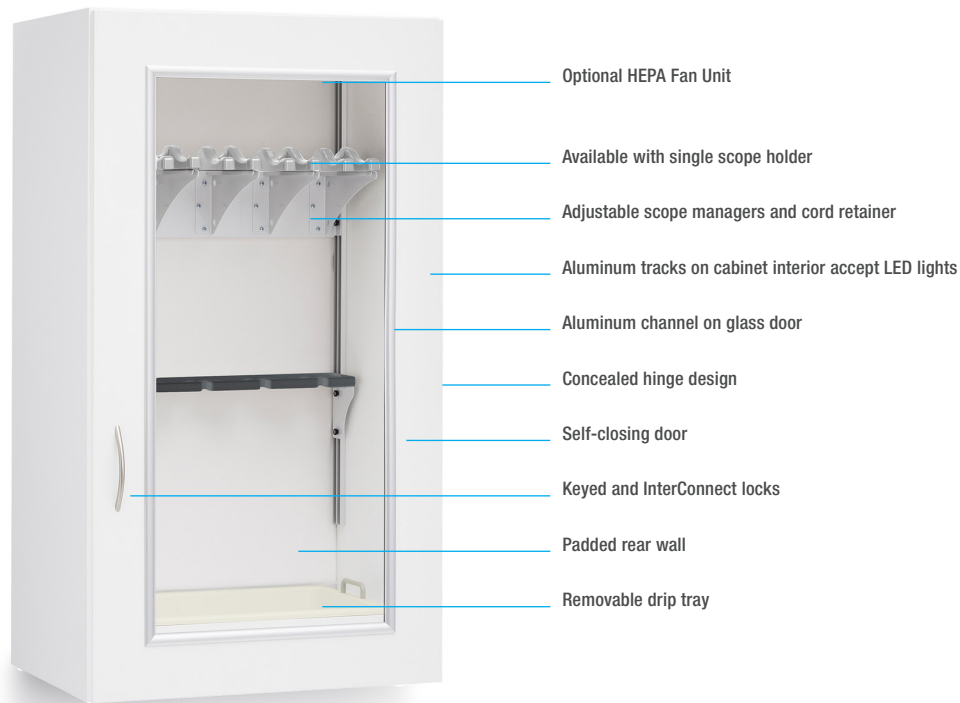


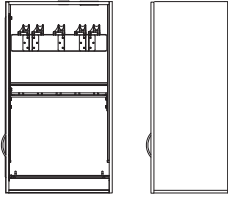
Evolve Wall-Mounted Scope Cabinet with Hinged Door

Evolve modular cabinets create a flexible storage system that organizes a hospital's most supply-intensive departments. A clean design and tight construction offer a refined aesthetic and support infection prevention efforts. The 26.75"-wide, 19.25"-deep, 48"-high wall-mounted scope cabinet has a tempered glass door. It has a padded

rear wall, includes a removable drip tray, and has adjustable scope managers and a cord retainer. Material choices include compression board with a melamine or specified laminate surface, stainless steel, or nonporous AireCore with Glacier White finish, Brushed Aluminum finish, or specified laminate surface.



Evolve Wall-Mounted Scope Cabinet with Hinged Door



Dimensions (nominal)

Exterior (interior); scope hanging length:

26.75"w x 19.25"d x 48"h (25.25"w x 17"d x 46.5"h) (shown); 40" maximum

Interior Configuration

Cabinet holds 5 scopes

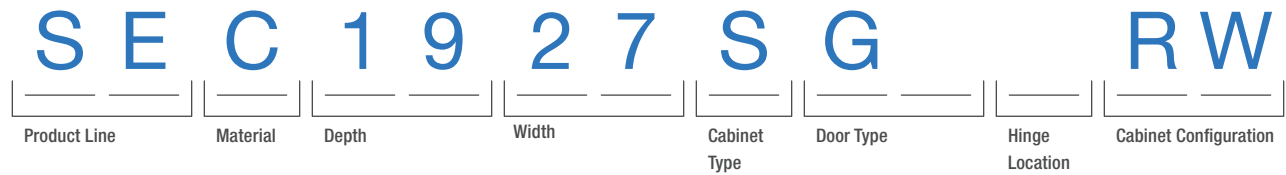
Options

- Door can be hinged on right or left side
- Fan Ventilation Unit
- Keyed, InterConnect lock, and proximity lock upgrade for InterConnect lock
- Sloped top
- InnerSpace Cloud for remote management and monitoring of cabinet security



Product numbering system for Evolve Wall-Mounted Scope Cabinet with Hinged Door

Product Shown:
SEC1927SGRW



Product Numbers

26.75"w x 19.25"d x 48"h

Compression board: SEC1927SGLW, SEC1927SGRW (shown)

AireCore: SEA1927SGLW, SEA1927SGRW

AireCore and Brushed Aluminum: SEB1927SGLW, SEB1927SGRW

Stainless steel: SES1927SGLW, SES1927SGRW

Evolve Wall-Mounted Scope Cabinet with Hinged Door

Materials and finishes

Cabinet shell:

- Compression board: Thermally fused melamine over 0.75"-thick compression board or specified Wilsonart, Formica, or Pionite standard laminate
- AireCore: Aluminum composite with Glacier White finish or specified Wilsonart, Formica, or Pionite standard laminate
- AireCore and Brushed Aluminum finish: Aluminum composite with Brushed Aluminum finish
- Stainless steel: 18-gauge 304 stainless steel with 18% chrome and 8% nickel analysis; exposed surfaces

Edge banding:

- Compression board and AireCore: White ABS
- AireCore with Brushed Aluminum finish: Brushed Aluminum acrylic

Glass-front door:

- Compression board: Thermally fused melamine over 0.75"-thick compression board or specified Wilsonart, Formica, or Pionite standard laminate with tempered glass and clear anodized aluminum trim
- AireCore: Aluminum composite with Glacier White finish or specified Wilsonart, Formica, or Pionite standard laminate with tempered glass and clear anodized aluminum trim
- AireCore and Brushed Aluminum finish: Aluminum composite with Brushed Aluminum finish with tempered glass and clear anodized aluminum trim
- Stainless steel: 18-gauge 304 stainless steel with 18% chrome and 8% nickel analysis and tempered glass

Hinges:

- Compression board, AireCore, and AireCore with Brushed Aluminum cabinet: Metal concealed European-style
- Stainless steel cabinet: Stainless steel

Door pulls:

- Compression board, AireCore, and AireCore with Brushed Aluminum cabinet: Dull chrome-plated steel bow pull
- Stainless steel cabinet: 5" stainless steel bow pull