


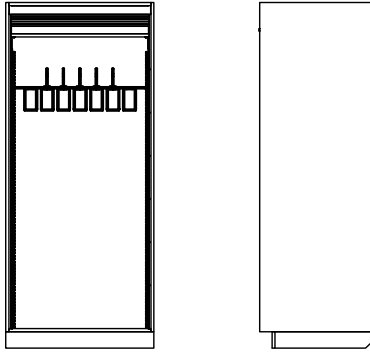
Evolve Catheter Cabinet with Roll-Top Door

Evolve modular cabinets and casework create a flexible storage system that organizes a hospital's most supply-intensive departments. A clean design and tight construction offer a refined aesthetic and support infection prevention efforts.

The 84"-high cabinet comes in 3 widths and 2 depths. It has a counterbalanced roll-top door. Material choices include compression board with a melamine or specified laminate surface or nonporous AireCore with Glacier White finish, Brushed Aluminum finish, or specified laminate surface. The FlexCell interior provides a durable and cleanable reconfigurable system for trays, baskets, and shelves. Cabinet has a 4"-high toe kick.



Evolve Catheter Cabinet with Roll-Top Door



Dimensions (Dimensions are nominal)

Exterior (interior):

18.75"w x 27.25"d x 84"h (14.5"w x 24.75"d x 69"h)

26.75"w x 19.25"d x 84"h (22.5"w x 16.75"d x 69"h)

36"w x 19.25"d x 84"h (31.75"w x 16.75"d x 69"h) (shown)

36"w x 27.25"d x 84"h (31.75"w x 24.75"d x 69"h)

Cabinet with 6" toe kick is 86"h; cabinet with no toe kick is 80"h

Interior Configuration:

36"w cabinet: 1 double-compartment shelf, 5 shelf dividers, and 7 cath managers®

26.75"w cabinet: 1 single-compartment shelf, 3 shelf dividers, and 4 cath managers

18.75"w cabinet: 1 single-compartment shelf, 2 shelf dividers, and 3 cath managers

45 FlexCells

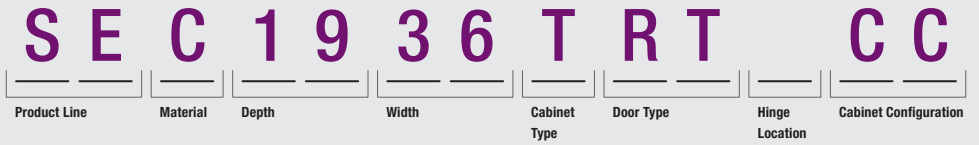
Options

- Keyed and keypad locks
- Sloped top
- 6" toe kick or no toe kick

Product Number Reference



Product Shown:
SEC1936TRTCC



Product Numbers

18.75"w x 27.25"d x 84"h

Compression board: **SEC2719TRTCC** (shown)

AireCore: SEA2719TRTCC

AireCore and Brushed Aluminum: SEB2719TRTCC



26.75"w x 19.25"d x 84"h

Compression board: **SEC1927TRTCC** (shown)

AireCore: SEA1927TRTCC

AireCore and Brushed Aluminum: SEB1927TRTCC



36"w x 19.25"d x 84"h

Compression board: **SEC1936TRTCC** (shown)

AireCore: SEA1936TRTCC

AireCore and Brushed Aluminum: SEB1936TRTCC



36"w x 27.25"d x 84"h

Compression board: **SEC2736TRTCC** (shown)

AireCore: SEA2736TRTCC

AireCore and Brushed Aluminum: SEB2736TRTCC

Evolve Catheter Cabinet with Roll-Top Door

Materials and Finishes

Cabinet shell:

Compression board: Thermally fused laminate over 0.75"-thick compression board; melamine surface or specified Wilsonart, Formica, or Pionite standard laminate

AireCore: Aluminum composite with Glacier White finish or specified Wilsonart, Formica, or Pionite standard laminate

AireCore and Brushed Aluminum finish: Aluminum composite with Brushed Aluminum finish

Edge banding:

Compression board and AireCore: White ABS

AireCore with Brushed Aluminum finish: Brushed Aluminum acrylic

FlexCell panel:

Injection-molded ABS

Roll-top door and recessed channel:

Polypropylene