


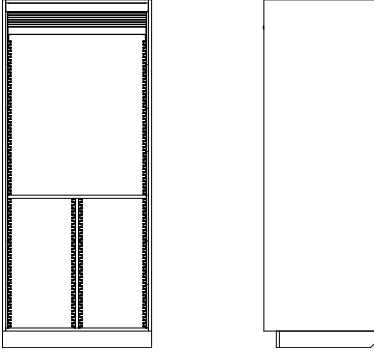
Evolve Cabinet with Split Center Column and Roll-Top Door

Evolve modular cabinets and casework create a flexible storage system that organizes a hospital's most supply-intensive departments. A clean design and tight construction offer a refined aesthetic and support infection prevention efforts.

The 36"-wide, 27.25"-deep, 84"-high cabinet has a counterbalanced roll-top door. The upper portion of the cabinet is a single full-width compartment with 1 shelf; the lower portion of the cabinet has two compartments. Material choices include compression board with a melamine or specified laminate surface or nonporous AireCore with Glacier White finish, Brushed Aluminum finish, or specified laminate surface. The FlexCell interior provides a durable and cleanable reconfigurable system for trays, baskets, and shelves. Cabinet has a 4"-high toe kick.



Evolve Cabinet with Split Center Column and Roll-Top Door



Dimensions (Dimensions are nominal)

Exterior (interior):

36"w x 27.25"d x 84"h (31.75"w x 24.75"d x 69"h) (shown)

Cabinet with 6" toe kick is 86"h; cabinet with no toe kick is 80"h

Interior Configuration:

Number of cells will vary depending on placement of shelf; minimum of 45 FlexCells

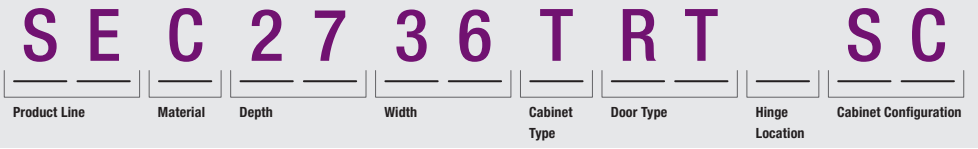
Options

- Variety of interior components
- Keyed and keypad locks
- Sloped top
- 6" toe kick or no toe kick

Product Number Reference



Product Shown:
SEC2736TRTSC



Product Numbers

36"w x 27.25"d x 84"h

Compression board: **SEC2736TRTSC** (shown)

AireCore: SEA2736TRTSC

AireCore and Brushed Aluminum: SEB2736TRTSC

Evolve Cabinet with Split Center Column and Roll-Top Door

Materials and Finishes

Cabinet shell:

Compression board: Thermally fused laminate over 0.75"-thick compression board; melamine surface or specified Wilsonart, Formica, or Pionite standard laminate

AireCore: Aluminum composite with Glacier White finish or specified Wilsonart, Formica, or Pionite standard laminate

AireCore and Brushed Aluminum finish: Aluminum composite with Brushed Aluminum finish

Edge banding:

Compression board and AireCore: White ABS

AireCore with Brushed Aluminum finish: Brushed Aluminum acrylic

FlexCell panel:

Injection-molded ABS

Roll-top door and recessed channel:

Polypropylene