


Evolve Cabinet with FlexCell, Offset Column, and Hinged Door

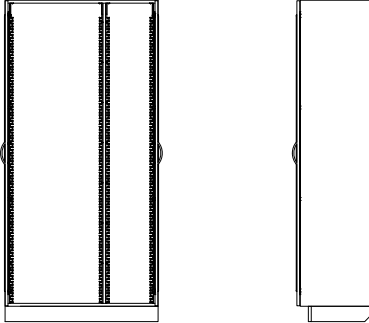
Evolve modular cabinets create a flexible storage system that organizes a hospital's most supply-intensive departments. A clean design and tight construction offer a refined aesthetic and support infection prevention efforts.

The 40"-wide, 19.25"-deep, 84"-high cabinet includes a wide and narrow compartment. The FlexCell interior provides a durable and cleanable reconfigurable system of trays, baskets, and

shelves in the wide compartment and a narrow tray in the narrow compartment. Material choices include compression board with a melamine or specified laminate surface, stainless steel, or nonporous AireCore with Glacier White finish, Brushed Aluminum finish, or specified laminate surface. Cabinet has a 4"-high toe kick.



Evolve Cabinet with FlexCell, Offset Column, and Hinged Door



Dimensions (nominal)

Exterior (interior):

40"w x 19.25"d x 84"h (22.5"w compartment and 10.75"w compartment x 16.75"d x 78.5"h) (shown)

Cabinet with 6" toe kick is 86"h; cabinet with no toe kick is 80"h

Interior Configuration

50 FlexCells per compartment, 100 total

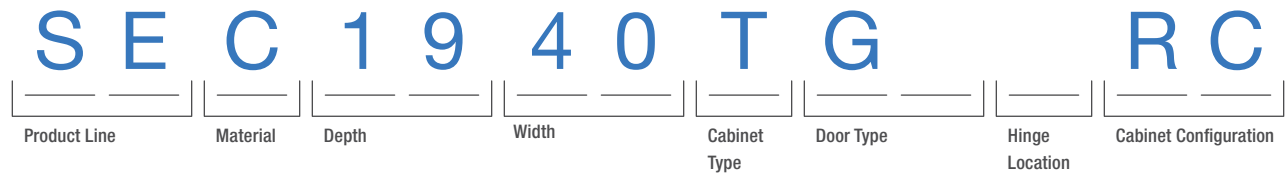
Options

- Wide compartment accepts trays, baskets, and shelves; narrow compartment accepts narrow trays, and shelves
- Keyed, InterConnect lock, and proximity lock upgrade for InterConnect lock
- Sloped top
- 6" toe kick or no toe kick
- InnerSpace Cloud for remote management and monitoring of cabinet security



Product numbering system for Evolve Cabinet with FlexCell, Offset Column, and Hinged Door

Product Shown:
SEC1940TGRC



Product Numbers

40"w x 19.25"d x 84"h (22.5"w compartment and 10.75"w compartment x 16.75"d x 78.5"h)

Compression board: SEC1940TGRC, SEC1940TSRC (shown)

AireCore: SEA1940TGRC, SEA1940TSRC

AireCore and Brushed Aluminum: SEB1940TGRC, SEB1940TSRC

Stainless steel: SES1940TGRC, SES1940TSRC



Product Numbers

40"w x 19.25"d x 84"h (10.75"w compartment and 22.5"w compartment x 16.75"d x 78.5"h)

Compression board: SEC1940TGRC, SEC1940TSLC (shown)

AireCore: SEA1940TGRC, SEA1940TSLC

AireCore and Brushed Aluminum: SEB1940TGRC, SEB1940TSLC

Stainless steel: SES1940TGRC, SES1940TSLC

Evolve Cabinet with FlexCell, Offset Column, and Hinged Door

Materials and finishes

Cabinet shell:

- Compression board: Thermally fused melamine over 0.75"-thick compression board or specified Wilsonart, Formica, or Pionite standard laminate
- AireCore: Aluminum composite with Glacier White finish or specified Wilsonart, Formica, or Pionite standard laminate
- AireCore and Brushed Aluminum finish: Aluminum composite with Brushed Aluminum finish
- Stainless steel: 18-gauge 304 stainless steel with 18% chrome and 8% nickel analysis; exposed surfaces

Edge banding:

- Compression board and AireCore: White ABS
- AireCore with Brushed Aluminum finish: Brushed Aluminum acrylic

FlexCell panel:

- Injection-molded ABS

Solid-front door:

- Compression board: Thermally fused melamine over 0.75"-thick compression board or specified Wilsonart, Formica, or Pionite standard laminate
- AireCore: Aluminum composite with Glacier White finish or specified Wilsonart, Formica, or Pionite standard laminate
- AireCore and Brushed Aluminum finish: Aluminum composite with Brushed Aluminum finish
- Stainless steel: 18-gauge 304 stainless steel with 18% chrome and 8% nickel analysis

Glass-front door:

- Compression board: Thermally fused melamine over 0.75"-thick compression board or specified Wilsonart, Formica, or Pionite standard laminate with tempered glass and clear anodized aluminum trim
- AireCore: Aluminum composite with Glacier White finish or specified Wilsonart, Formica, or Pionite standard laminate with tempered glass and clear anodized aluminum trim
- AireCore and Brushed Aluminum finish: Aluminum composite with Brushed Aluminum finish with tempered glass and clear anodized aluminum trim
- Stainless steel: 18-gauge 304 stainless steel with 18% chrome and 8% nickel analysis and tempered glass

Hinges:

- Compression board, AireCore, and AireCore with Brushed Aluminum cabinet: Metal concealed European-style
- Stainless steel cabinet: Stainless steel

Door pulls:

- Compression board, AireCore, and AireCore with Brushed Aluminum cabinet: Dull chrome-plated steel bow pull
- Stainless steel cabinet: 5" stainless steel bow pull