


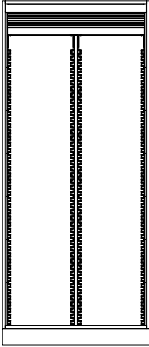
# Evolve Cabinet with FlexCell, Center Column, and Roll-Top Door

**Evolve modular cabinets create a flexible storage system that organizes a hospital's most supply-intensive departments. A clean design and tight construction offer a refined aesthetic and support infection prevention efforts.** The 36"-wide, 27.25"-deep, 84"-high cabinet with center column comes with a counterbalanced roll-top door. Material choices

include compression board with a melamine or specified laminate surface or nonporous AireCore with Glacier White finish, Brushed Aluminum finish, or specified laminate surface. The FlexCell interior provides a durable and cleanable reconfigurable system for trays, baskets, and shelves. Cabinet has a 4"-high toe kick.



# Evolve Cabinet with FlexCell, Center Column, and Roll-Top Door



---

## Dimensions (nominal)

Exterior (interior):

36"w x 27.25"d x 84"h (31.75"w x 24.75"d x 69"h) (shown)

Cabinet with 6" toe kick is 86"h; cabinet with no toe kick is 80"h

---

## Interior Configuration

45 FlexCells per compartment, 90 total

---

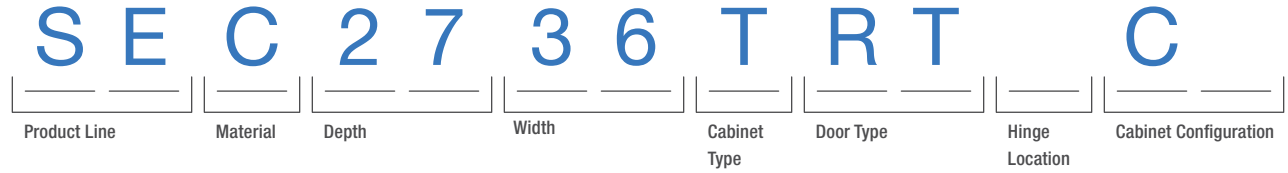
## Options

- Variety of interior components
- Keyed lock
- Sloped top
- 6" toe kick or no toe kick



# Product numbering system for Evolve Cabinet with FlexCell, Center Column, and Roll-Top Door

Product Shown:  
SEC2736TRTC



## Product Numbers

36"w x 27.25"d x 84"h

Compression board: SEC2736TRTC (shown)

AireCore: SEA2736TRTC

AireCore and Brushed Aluminum: SEB2736TRTC

# Evolve Cabinet with FlexCell, Center Column, and Roll-Top Door

---

## Materials and finishes

### Cabinet shell:

- Compression board: Thermally fused melamine over 0.75"-thick compression board or specified Wilsonart, Formica, or Pionite standard laminate
- AireCore: Aluminum composite with Glacier White finish or specified Wilsonart, Formica, or Pionite standard laminate
- AireCore and Brushed Aluminum finish: Aluminum composite with Brushed Aluminum finish

### Edge banding:

- Compression board and AireCore: White ABS
- AireCore with Brushed Aluminum finish: Brushed Aluminum acrylic

### FlexCell panel:

- Injection-molded ABS
- Roll-top door and recessed channel:
- Polypropylene