


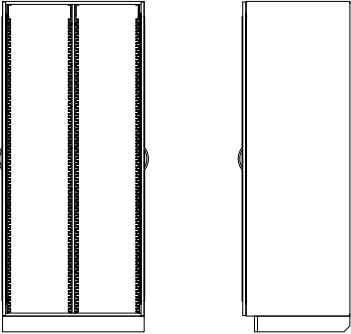
# Evolve Cabinet with FlexCell, Center Column, and Hinged Door

**Evolve modular cabinets create a flexible storage system that organizes a hospital's most supply-intensive departments. A clean design and tight construction offer a refined aesthetic and support infection prevention efforts.** The 36"-wide, 27.25"-deep, 84"-high cabinet with center column comes with a solid-front or tempered glass door. Material choices

include compression board with a melamine or specified laminate surface, stainless steel, or nonporous AireCore with Glacier White finish, Brushed Aluminum finish, or specified laminate surface. The FlexCell interior provides a durable and cleanable reconfigurable system for trays, baskets, and shelves. Cabinet has a 4"-high toe kick.



# Evolve Cabinet with FlexCell, Center Column, and Hinged Door



---

## Dimensions (nominal)

Exterior (interior):

36"w x 27.25"d x 84"h (31.75"w x 24.75"d x 78.5"h) (shown)

Cabinet with 6" toe kick is 86"h; cabinet with no toe kick is 80"h

---

## Interior Configuration

50 FlexCells per compartment, 100 total

---

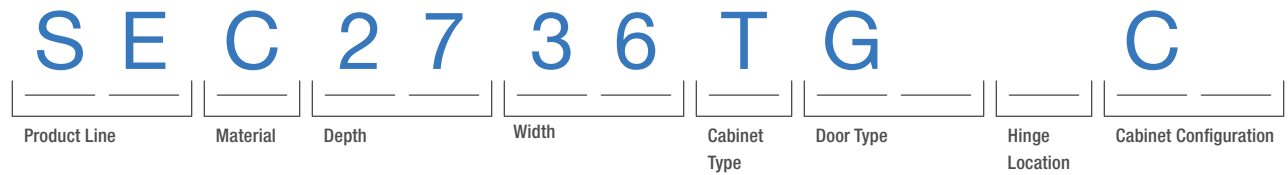
## Options

- Variety of interior components
- Keyed, InterConnect lock, and proximity lock upgrade for InterConnect lock
- Sloped top
- 6" toe kick or no toe kick
- InnerSpace Cloud for remote management and monitoring of cabinet security



# Product numbering system for Evolve Cabinet with FlexCell, Center Column, and Hinged Door

Product Shown:  
SEC2736TGC



## Product Numbers

36"w x 27.25"d x 84"h

Compression board: SEC2736TGC, SEC2736TSC (shown)

AireCore: SEA2736TGC, SEA2736TSC

AireCore and Brushed Aluminum: SEB2736TGC, SEB2736TSC

Stainless steel: SES2736TGC, SES2736TSC

# Evolve Cabinet with FlexCell, Center Column, and Hinged Door

---

## Materials and finishes

### Cabinet shell:

- Compression board: Thermally fused melamine over 0.75"-thick compression board or specified Wilsonart, Formica, or Pionite standard laminate
- AireCore: Aluminum composite with Glacier White finish or specified Wilsonart, Formica, or Pionite standard laminate
- AireCore and Brushed Aluminum finish: Aluminum composite with Brushed Aluminum finish
- Stainless steel: 18-gauge 304 stainless steel with 18% chrome and 8% nickel analysis; exposed surfaces

### Edge banding:

- Compression board and AireCore: White ABS
- AireCore with Brushed Aluminum finish: Brushed Aluminum acrylic

### FlexCell panel:

- Injection-molded ABS

### Solid-front door:

- Compression board: Thermally fused melamine over 0.75"-thick compression board or specified Wilsonart, Formica, or Pionite standard laminate
- AireCore: Aluminum composite with Glacier White finish or specified Wilsonart, Formica, or Pionite standard laminate
- AireCore and Brushed Aluminum finish: Aluminum composite with Brushed Aluminum finish
- Stainless steel: 18-gauge 304 stainless steel with 18% chrome and 8% nickel analysis

### Glass-front door:

- Compression board: Thermally fused melamine over 0.75"-thick compression board or specified Wilsonart, Formica, or Pionite standard laminate with tempered glass and clear anodized aluminum trim
- AireCore: Aluminum composite with Glacier White finish or specified Wilsonart, Formica, or Pionite standard laminate with tempered glass and clear anodized aluminum trim
- AireCore and Brushed Aluminum finish: Aluminum composite with Brushed Aluminum finish with tempered glass and clear anodized aluminum trim
- Stainless steel: 18-gauge 304 stainless steel with 18% chrome and 8% nickel analysis and tempered glass

### Hinges:

- Compression board, AireCore, and AireCore with Brushed Aluminum cabinet: Metal concealed European-style
- Stainless steel cabinet: Stainless steel

### Door pulls:

- Compression board, AireCore, and AireCore with Brushed Aluminum cabinet: Dull chrome-plated steel bow pull
- Stainless steel cabinet: 5" stainless steel bow pull