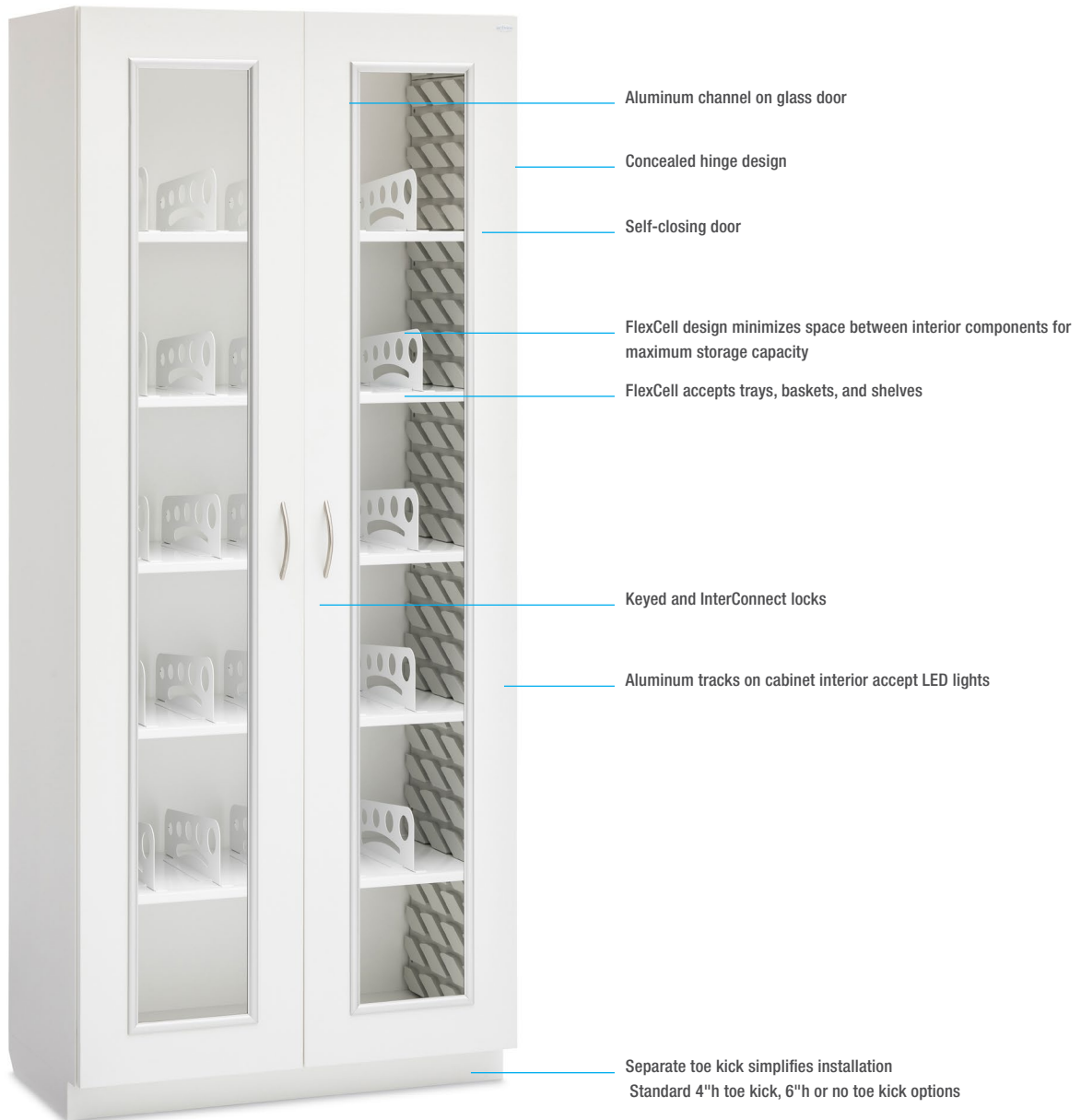


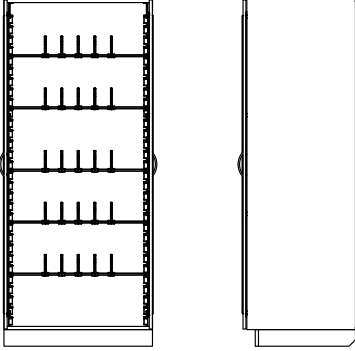
Evolve Cabinet with Divided Shelves and Hinged Door

Evolve modular cabinets create a flexible storage system that organizes a hospital's most supply-intensive departments. A clean design and tight construction offer a refined aesthetic and support infection prevention efforts. The 84"-high cabinet comes in 3 widths and 2 depths. It has tempered glass doors. Material choices include compression

board with a melamine or specified laminate surface, stainless steel, or nonporous AireCore with Glacier White finish, Brushed Aluminum finish, or specified laminate surface. The FlexCell interior provides a durable and cleanable reconfigurable system for trays, baskets, and shelves. Cabinet has a 4"-high toe kick.



Evolve Cabinet with Divided Shelves and Hinged Door



Dimensions (nominal)

Exterior (interior):

18.75"w x 27.25"d x 84"h (14.5"w x 24.75"d x 78.5"h)

26.75"w x 19.25"d x 84"h (22.5"w x 16.75"d x 78.5"h)

36"w x 19.25"d x 84"h (31.75"w x 16.75"d x 78.5"h)

36"w x 27.25"d x 84"h (31.75"w x 24.75"d x 78.5"h) (shown)

Cabinet with 6" toe kick is 86"h; cabinet with no toe kick is 80"h

Interior Configuration

18.75"w cabinet includes 5 single-compartment shelves with 10 shelf dividers

26.75"w cabinet includes 5 single-compartment shelves with 15 shelf dividers

36"w cabinet includes 5 double-compartment shelves with 25 shelf dividers

50 FlexCells

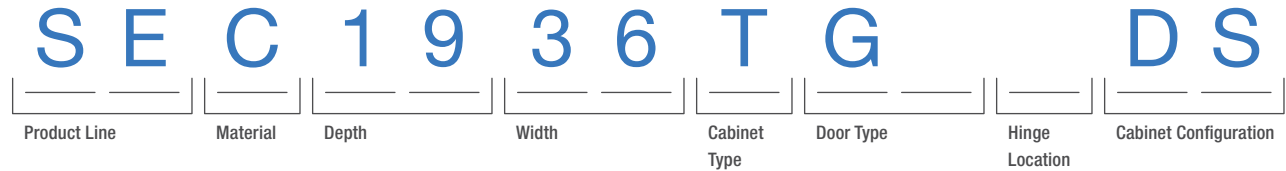
Options

- Door can be hinged on right or left side of 18.75"w and 26.75"w cabinet
- Keyed, InterConnect lock, and proximity lock upgrade for InterConnect lock
- Sloped top
- 6" toe kick or no toe kick
- InnerSpace Cloud for remote management and monitoring of cabinet security



Product numbering system for Evolve Cabinet with Divided Shelves and Hinged Door

Product Shown:
SEC1936TGDS



Product Numbers

18.75"w x 27.25"d x 84"h

Compression board: SEC2719TGLDS (shown), SEC2719TGRDS

AireCore: SEA2719TGLDS, SEA2719TGRDS

AireCore and Brushed Aluminum: SEB2719TGLDS, SEB2719TGRDS

Stainless steel: SES2719TGLDS, SES2719TGRDS



Product Numbers

26.75"w x 19.25"d x 84"h

Compression board: SEC1927TGLDS (shown), SEC1927TGRDS

AireCore: SEA1927TGLDS, SEA1927TGRDS

AireCore and Brushed Aluminum: SEB1927TGLDS, SEB1927TGRDS

Stainless steel: SES1927TGLDS, SES1927TGRDS



Product Numbers

36"w x 19.25"d x 84"h

Compression board: SEC1936TGDS (shown)

AireCore: SEA1936TGDS

AireCore and Brushed Aluminum: SEB1936TGDS

Stainless steel: SES1936TGDS



Product Numbers

36"w x 27.25"d x 84"h

Compression board: SEC2736TGDS (shown)

AireCore: SEA2736TGDS

AireCore and Brushed Aluminum: SEB2736TGDS

Stainless steel: SES2736TGDS

Evolve Cabinet with Divided Shelves and Hinged Door

Materials and finishes

Cabinet shell:

- Compression board: Thermally fused melamine over 0.75"-thick compression board or specified Wilsonart, Formica, or Pionite standard laminate
- AireCore: Aluminum composite with Glacier White finish or specified Wilsonart, Formica, or Pionite standard laminate
- AireCore with Brushed Aluminum finish: Aluminum composite with Brushed Aluminum finish
- Stainless Steel: 18-gauge 304 stainless steel with 18% chrome and 8% nickel analysis; exposed surfaces

Edge banding:

- Compression board and AireCore: White ABS
- AireCore with Brushed Aluminum finish: Brushed Aluminum acrylic

FlexCell panel:

- Injection-molded ABS

Glass-front door:

- Compression board: Thermally fused melamine over 0.75"-thick compression board or specified Wilsonart, Formica, or Pionite standard laminate with tempered glass and clear anodized aluminum trim
- AireCore: Aluminum composite with Glacier White finish or specified Wilsonart, Formica, or Pionite standard laminate with tempered glass and clear anodized aluminum trim
- AireCore with Brushed Aluminum finish: Aluminum composite with Brushed Aluminum finish with tempered glass and clear anodized aluminum trim
- Stainless steel: 18-gauge 304 stainless steel with 18% chrome and 8% nickel analysis and tempered glass

Hinges:

- Compression board, AireCore, and AireCore with Brushed Aluminum cabinet: Metal concealed European-style
- Stainless steel cabinet: Stainless steel

Door pulls:

- Compression board, AireCore, and AireCore with Brushed Aluminum cabinet: Dull chrome-plated steel bow pull
- Stainless steel cabinet: 5" stainless steel bow pull