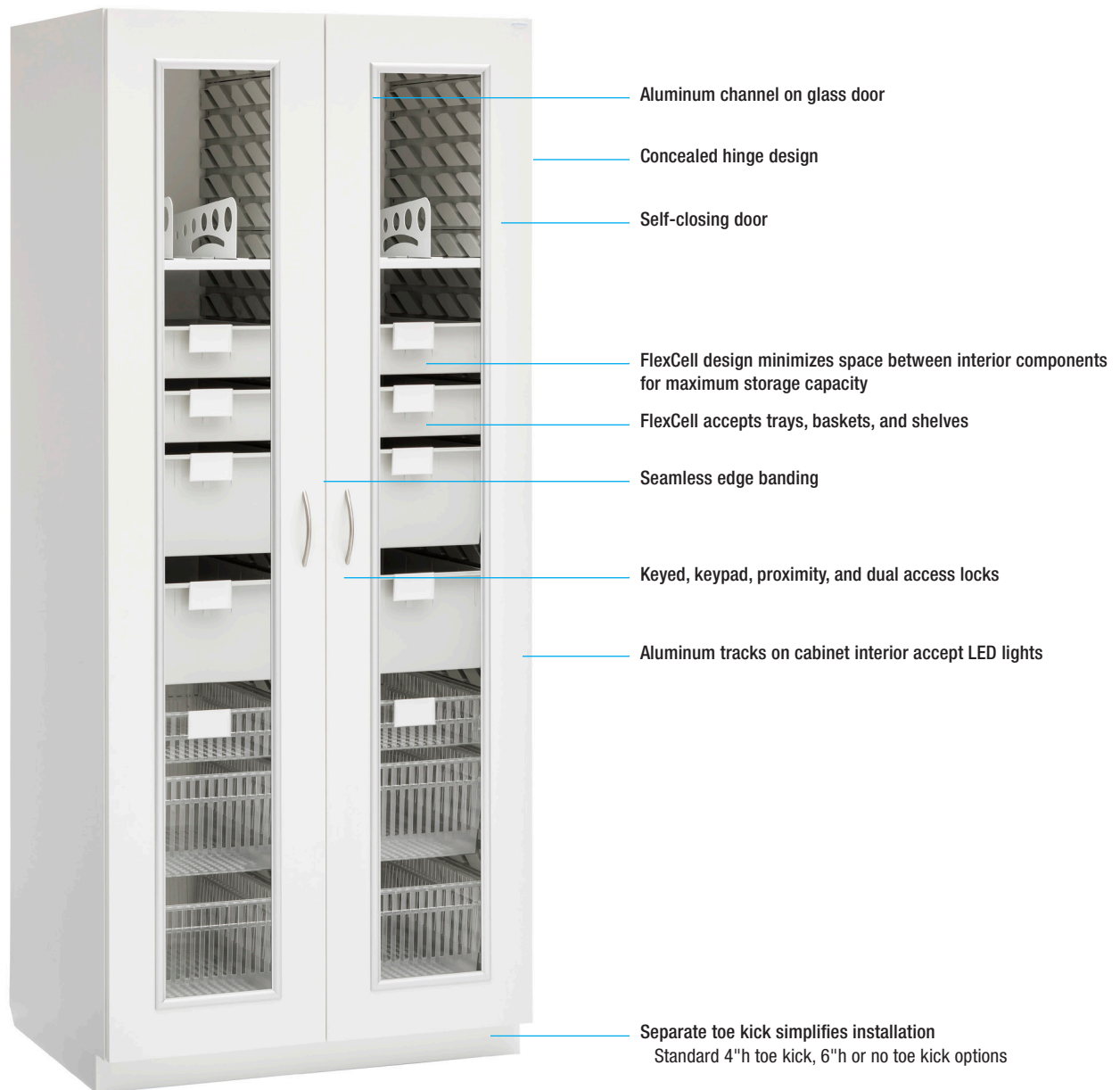


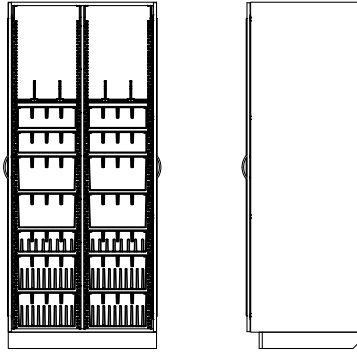
## Evolve Cabinet with Accessory Pack and Hinged Door

Evolve modular cabinets and casework create a flexible storage system that organizes a hospital's most supply-intensive departments. A clean design and tight construction offer a refined aesthetic and support infection prevention efforts.

The 84"-high cabinet comes in 3 widths and 2 depths. It has tempered glass doors. Material choices include compression board with a melamine or specified laminate surface, stainless steel, or nonporous AireCore with Glacier White finish, Brushed Aluminum finish, or specified laminate surface. The FlexCell interior provides a durable and cleanable reconfigurable system for trays, baskets, and shelves. Cabinet has a 4"-high toe kick.



## Evolve Cabinet with Accessory Pack and Hinged Door



---

### Dimensions (Dimensions are nominal)

Exterior (interior):

**18.75"w x 27.25"d x 84"h (14.5"w x 24.75"d x 78.5"h)**

**26.75"w x 19.25"d x 84"h (22.5"w x 16.75"d x 78.5"h)**

**36"w x 27.25"d x 84"h (31.75"w x 24.75"d x 78.5"h) (shown)**

Cabinet with 6" toe kick is 86"h; cabinet with no toe kick is 80"h

Interior Configuration:

**18.75"w cabinet includes 1 single-compartment shelf, 2 shelf dividers, 2 6" trays with dividers, 2 9" trays with dividers, 1 6" basket, 2 9" baskets, and label holders**

**26.75"w cabinet includes 1 single-compartment shelf, 3 shelf dividers, 2 6" trays with dividers, 2 9" trays with dividers, 1 6" basket, 2 9" baskets, and label holders**

**36"w cabinet includes 2 single compartment shelves, 4 shelf dividers, 4 6" trays with dividers, 4 9" trays with dividers, 2 6" baskets, 4 9" basket, and label holders**

**50 FlexCells, 100 in cabinet with center column**

---

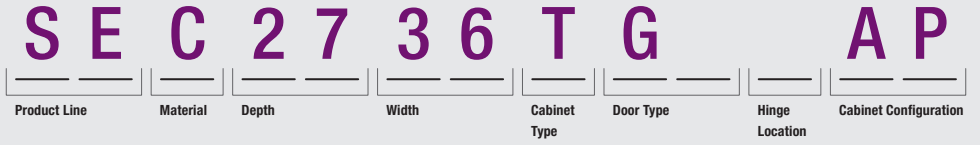
### Options

- Door can be hinged on right or left side of 18.75"w and 26.75"w cabinet
- Keyed, keypad, proximity, and dual access locks
- Sloped top
- 6" toe kick or no toe kick

# Product Number Reference



Product Shown:  
**SEC2736TGAP**



## Product Numbers

18.75"w x 27.25"d x 84"h

Compression board: **SEC2719TGLAP** (shown), SEC2719TGRAP

AireCore: SEA2719TGLAP, SEA2719TGRAP

AireCore and Brushed Aluminum: SEB2719TGLAP, SEB2719TGRAP

Stainless steel: SES2719TGLAP, SES2719TGRAP



26.75"w x 19.25"d x 84"h

Compression board: **SEC1927TGLAP** (shown), SEC1927TGRAP

AireCore: SEA1927TGLAP, SEA1927TGRAP

AireCore and Brushed Aluminum: SEB1927TGLAP, SEB1927TGRAP

Stainless steel: SES1927TGLAP, SES1927TGRAP



36"w x 27.25"d x 84"h

Compression board: **SEC2736TGAP** (shown)

AireCore: SEA2736TGAP

AireCore and Brushed Aluminum: SEB2736TGAP

Stainless steel: SES2736TGAP

# Evolve Cabinet with Accessory Pack and Hinged Door

---

---

## Materials and Finishes

### Cabinet shell:

**Compression board:** Thermally fused laminate over 0.75"-thick compression board; melamine surface or specified Wilsonart, Formica, or Pionite standard laminate

**AireCore:** Aluminum composite with Glacier White finish or specified Wilsonart, Formica, or Pionite standard laminate

**AireCore and Brushed Aluminum finish:** Aluminum composite with Brushed Aluminum finish

**Stainless steel:** 18-gauge 304 stainless steel with 18% chrome and 8% nickel analysis; exposed surfaces

### Edge banding:

**Compression board and AireCore:** White ABS

**AireCore with Brushed Aluminum finish:** Brushed Aluminum acrylic

### FlexCell panel:

**Injection-molded ABS**

### Glass-front door:

**Compression board:** Thermally fused laminate over 0.75"-thick compression board; melamine surface or specified Wilsonart, Formica, or Pionite standard laminate with tempered glass and clear anodized aluminum trim

**AireCore:** Aluminum composite with Glacier White finish or specified Wilsonart, Formica, or Pionite standard laminate with tempered glass and clear anodized aluminum trim

**AireCore and Brushed Aluminum finish:** Aluminum composite with Brushed Aluminum finish with tempered glass and clear anodized aluminum trim

**Stainless steel:** 18-gauge 304 stainless steel with 18% chrome and 8% nickel analysis and tempered glass

### Hinges:

**Compression board, AireCore, and AireCore with Brushed Aluminum cabinet:** Metal concealed European-style

**Stainless steel cabinet:** Stainless steel

### Door pulls:

**Compression board, AireCore, and AireCore with Brushed Aluminum cabinet:** Dull chrome-plated steel bow pull

**Stainless steel cabinet:** 5" stainless steel bow pull