

Evolve Base Cabinet with FlexCell and Roll-Top Door


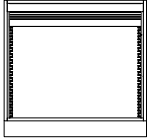
Evolve modular cabinets create a flexible storage system that organizes a hospital's most supply-intensive departments. A clean design and tight construction offer a refined aesthetic and support infection prevention efforts. The 27.25"-deep, 34.5"-high base cabinet comes in 2 widths. It has a counterbalanced roll-top door. Material choices include

compression board with a melamine or specified laminate surface or nonporous AireCore with Glacier White finish, Brushed Aluminum finish, or specified laminate surface. The FlexCell interior provides a durable and cleanable reconfigurable system for trays, baskets, and shelves. Cabinet has a 4"-high toe kick.



- Keyed locks
- Recessed channel aids opening and closing of door
- FlexCell design minimizes space between interior components for maximum storage capacity
- FlexCell accepts trays, baskets, and shelves
- Aluminum tracks on cabinet interior accept LED lights
- Separate toe kick simplifies installation
Standard 4" h toe kick, 6" h or no toe kick options

Evolve Base Cabinet with FlexCell and Roll-Top Door



Dimensions (nominal)

Exterior (interior):

18.75"w x 27.25"d x 34.5"h (15.5"w x 24.75"d x 23"h)

36"w x 27.25"d x 34.5"h (31.75"w x 24.75"d x 23"h) (shown)

Cabinet with 6"h toe kick is 36.5"h; with no toe kick is 30.5"h

Interior Configuration

13 FlexCells, 26 in cabinet with center column

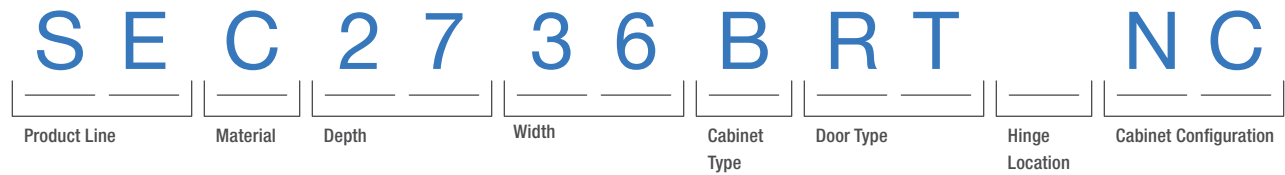
Options

- 36"w cabinet can be specified with or without a center column
- Variety of interior components
- Keyed lock
- 6" toe kick or no toe kick



Product numbering system for Evolve Base Cabinet with FlexCell and Roll-Top Door

Product Shown:
SEC2736BRTNC



Product Numbers

18.75"w x 27.25"d x 34.5"h

Compression board: SEC2719BRTNC (shown with optional shelf)

AireCore: SEA2719BRTNC

AireCore and Brushed Aluminum: SEB2719BRTNC



Product Numbers

36"w x 27.25"d x 34.5"h

Compression board: SEC2736BRTNC (shown with optional shelf)

AireCore: SEA2736BRTNC

AireCore and Brushed Aluminum: SEB2736BRTNC



Product Numbers

36"w x 27.25"d x 34.5"h

Compression board: SEC2736BRTC (shown with optional trays and shelf)

AireCore: SEA2736BRTC

AireCore and Brushed Aluminum: SEB2736BRTC

Evolve Base Cabinet with FlexCell and Roll-Top Door

Materials and finishes

Cabinet shell:

- Compression board: Thermally fused melamine over 0.75"-thick compression board or specified Wilsonart, Formica, or Pionite standard laminate
- AireCore: Aluminum composite with Glacier White finish or specified Wilsonart, Formica, or Pionite standard laminate
- AireCore and Brushed Aluminum finish: Aluminum composite with Brushed Aluminum finish

Edge banding:

- Compression board and AireCore: White ABS
- AireCore with Brushed Aluminum finish: Brushed Aluminum acrylic

FlexCell panel:

- Injection-molded ABS
- Roll-top door and recessed channel:
- Polypropylene