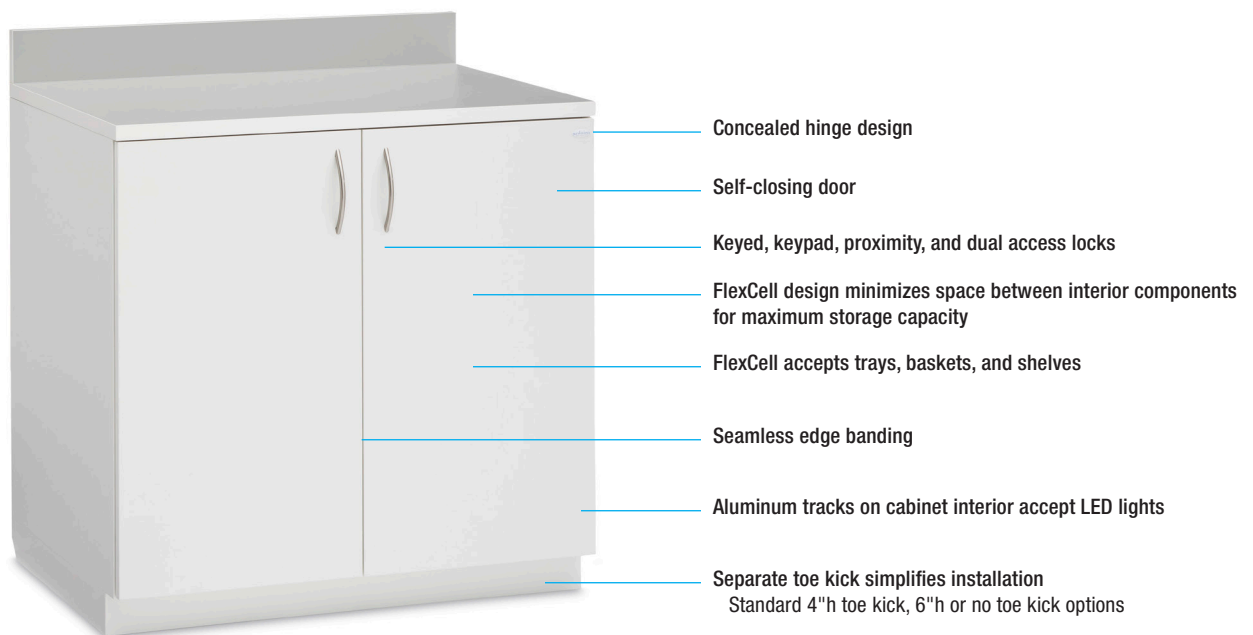


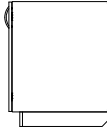
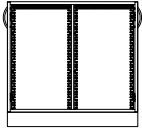
## Evolve Base Cabinet with FlexCell and Hinged Door

Evolve modular cabinets and casework create a flexible storage system that organizes a hospital's most supply-intensive departments. A clean design and tight construction offer a refined aesthetic and support infection prevention efforts.

The 34.5"-high base cabinet comes in 3 widths and 2 depths. It has a solid-front door. Material choices include compression board with a melamine or specified laminate surface, stainless steel, or nonporous AireCore with Glacier White finish, Brushed Aluminum finish, or specified laminate surface. Cabinet has a 4"-high toe kick.



# Evolve Base Cabinet with FlexCell and Hinged Door



---

## Dimensions (Dimensions are nominal)

Exterior (interior):

**18.75"w x 27.25"d x 34.5"h (14.5"w x 24.75"d x 28.5"h)**

**26.75"w x 19.25"d x 34.5"h (22.75"w x 16.75"d x 28.5"h)**

**36"w x 27.25"d x 34.5"h (31.75"w x 24.75"d x 28.5"h) (shown)**

**Cabinet with 6"h toe kick is 36.5"h; with no toe kick is 30.5"h**

---

Interior Configuration:

**18 FlexCells, 36 in cabinet with center column**

---

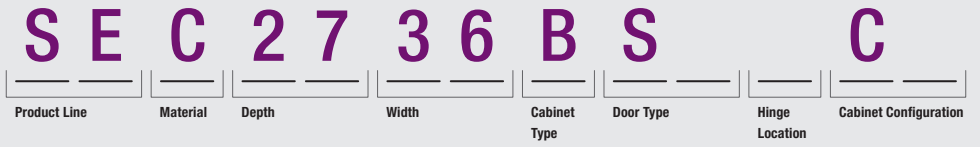
## Options

- Door can be hinged on right or left side of 18.75"w and 26.75"w cabinet
- 36"w cabinet can be specified with or without a center column
- Variety of interior components
- Keyed, keypad, proximity, and dual access locks
- 6" toe kick or no toe kick

# Product Number Reference



Product Shown:  
**SEC2736BSC**



## Product Numbers

18.75"w x 27.25"d x 34.5"h



Compression board: **SEC2719BSLNC** (shown), SEC2719BSRNC

AireCore: SEA2719BSLNC, SEA2719BSRNC

AireCore and Brushed Aluminum: SEB2719BSLNC, SEB2719BSRNC

Stainless steel: SES2719BSLNC, SES2719BSRNC

26.75"w x 19.25"d x 34.5"h



Compression board: SEC1927BSLNC, **SEC1927BSRNC** (shown)

AireCore: SEA1927BSLNC, SEA1927BSRNC

AireCore and Brushed Aluminum: SEB1927BSLNC, SEB1927BSRNC

Stainless steel: SES1927BSLNC, SES1927BSRNC

36"w x 27.25"d x 34.5"h



Compression board: **SEC2736BSC** (shown with optional trays and shelf)

AireCore: SEA2736BSC

AireCore and Brushed Aluminum: SEB2736BSC

Stainless steel: SES2736BSC

36"w x 27.25"d x 34.5"h



Compression board: **SEC2736BSNC** (shown with optional shelf)

AireCore: SEA2736BSNC

AireCore and Brushed Aluminum: SEB2736BSNC

Stainless steel: SES2736BSNC

# Evolve Base Cabinet with FlexCell and Hinged Door

---

---

## Materials and Finishes

### Cabinet shell:

**Compression board:** Thermally fused laminate over 0.75"-thick compression board; melamine surface or specified Wilsonart, Formica, or Pionite standard laminate

**AireCore:** Aluminum composite with Glacier White finish or specified Wilsonart, Formica, or Pionite standard laminate

**AireCore and Brushed Aluminum finish:** Aluminum composite with Brushed Aluminum finish

**Stainless steel:** 18-gauge 304 stainless steel with 18% chrome and 8% nickel analysis; exposed surfaces

### Edge banding:

**Compression board and AireCore:** White ABS

**AireCore with Brushed Aluminum finish:** Brushed Aluminum acrylic

### FlexCell panel:

**Injection-molded ABS**

### Solid-front door:

**Compression board:** Thermally fused laminate over 0.75"-thick compression board; melamine surface or specified Wilsonart, Formica, or Pionite standard laminate

**AireCore:** Aluminum composite with Glacier White finish or specified Wilsonart, Formica, or Pionite standard laminate

**AireCore and Brushed Aluminum finish:** Aluminum composite with Brushed Aluminum finish

**Stainless steel:** 18-gauge 304 stainless steel with 18% chrome and 8% nickel analysis

### Hinges:

**Compression board, AireCore, and AireCore with Brushed Aluminum cabinet:** Metal concealed European-style

**Stainless steel cabinet:** Stainless steel

### Door pulls:

**Compression board, AireCore, and AireCore with Brushed Aluminum cabinet:** Dull chrome-plated steel bow pull

**Stainless steel cabinet:** 5" stainless steel bow pull