

# InnerSpace Product Catalog

Solutions for Healthcare



# Who We Are

Coming full circle is the story of the InnerSpace journey. In the 1980s, the current leaders of InnerSpace launched Datel, a small medical storage business. Datel evolved into InnerSpace and grew into an established company focused on manufacturing department-specific hospital storage products. In 2008, InnerSpace was sold, and a few years later Solaire Medical was born, led by the same leadership that launched the original InnerSpace. Solaire Medical's mission was to take the medical storage knowledge honed since the Datel days to further innovate the design, materials, technology, and construction of storage for healthcare.

In 2018, Solaire Medical acquired InnerSpace, and InnerSpace Healthcare was born. A reinvigorated company with the combined expertise, experience, and innovation developed over the years is evident in a portfolio of products and its knowledgeable team of territory sales managers, customer service representatives, and service representatives who create value for customers by improving the organization of equipment and supplies and the efficiency of staff.

# Table of Contents

**Products by Department**  
Cardiac Cath Lab ..... 6  
Emergency..... 10  
Endoscopy ..... 14  
General Supply Areas..... 18  
Interventional Radiology ..... 22  
Surgery ..... 26

**Product by Line**  
Evolve Casework..... 30  
Pace Carts..... 32  
Roam Carts ..... 34  
Ventaire™ Endoscopy System..... 36  
Accessories ..... 38

**Disclaimer**  
Several product updates have been made; images in the catalog may not reflect the most current product design.



## Simplifying medical storage for you.

InnerSpace focuses on creating value for its customers with the best product and service offering in the industry. Our team of storage consultants and sales representatives collectively have decades of medical storage knowledge and understand the issues and storage needs of hospital supply chain management and clinical departments. Our products reflect that knowledge, with innovations in materials and construction.

### **Products designed for healthcare**

Our InnerSpace portfolio includes stationary cabinets and mobile storage products that improve efficiency and organization of supplies throughout a hospital. Three product lines and a broad accessory offering provide a range of functional and aesthetic choices. Our products can be found on many contracts, including GSA Advantage, Premier and Vizient.

## Planning expertise, design, and service.

We partner with architects, construction managers, equipment planners, interior designers, and clinical professionals to create storage plans that improve a department's efficiency and organization. Our sales team and customer service representatives help you plan, select, and specify your products, including on-site consultation of your storage spaces and work flow processes to help you plan the best approach to the storage, transport, and security of supplies and equipment.

On-site and on-demand training is available to customers who purchase products with embedded technology and InnerSpace Cloud services. Design services include space planning and elevation and plan drawings of individual products or entire room layouts. Support services include proposal support, project management, logistics, and installation services throughout the lifecycle of a project.







## Direct manufacturer, in-house capabilities, made in the U.S.A.

Our in-house design, engineering, and manufacturing capabilities keep us responsive to requests for customized products and give us the ability to streamline lead-times. A knowledgeable and attentive customer service team supports our customers through specification and delivery.

We've taken the work out of department-specific storage planning by offering carts and cabinets preconfigured for the specialized needs of clinical departments and general storage areas.



# Cardiac Cath Lab

Protect the costly equipment and supplies in the cardiac cath lab with products designed for quick access and visibility to and safe storage of catheters, guide wires, introducers, and boxed supplies. The flexibility of our stationary cabinets and mobile carts, especially when coupled with FlexCell and preconfigured interiors, gives staff and clinicians options on how best to arrange and store the many sizes of diagnostic and interventional catheters and patient care supplies.





Roam 2 supply cart (SR2G) with accessories



Store smaller catheters on the exterior of a cart without taking up space inside  
Embolectomy storage rack (SESR)



Counter-height surface provides storage or work space  
Roam 2 counter-height general storage cart (SR2CGGS)



## Flexible and Efficient.

- Stationary catheter cabinets can be used alone or within a run of modular casework. Mobile catheter carts, preconfigured with cardiac cath supplies, can be shared among procedure rooms
- Glass doors offer visibility to contents; roll-top doors offer a space-efficient option by eliminating room needed for door swing
- The FlexCell system and interior components offer a reconfigurable storage approach that can evolve as department needs and supplies change



Anti-tip safety mechanism allows only one box to pull out at a time  
Roam 3 boxed catheter and supply cart (SR3RBG)



FlexCell interiors provide options to store long and short catheters and general patient care supplies  
Roam 2 long and short catheter cart (SR2GLSC)





Evolve catheter cabinet (SEC1936TGCC)



80.5"-high cart stores catheters up to 64" in length  
Roam 2 long catheter cart (SR2GC)



Safely store 10-15 catheter packages per hook and pulls out for full access to catheters

Cath manager module (S27M1CM3)



Store varied types and sizes of catheters, inducers, and other supplies  
TEE probe cabinet (SEC1927PRTT)

# Emergency

Supply and equipment storage in the ED is as broad and varied as the people and ailments treated there. Storage products with lock options and flexible interior configurations address the fast-moving, unpredictable nature of emergency departments.





Roam 1 PPE cart (SR1RPPE)

Our extensive offering of preconfigured carts and cabinets targets the storage of department- and procedure-specific supplies

An optional breakaway lock bar offers fail-safe security and confidence that a code cart is fully stocked



Pace 27 code cart (SP27R6 with SPCVP) and breakaway lock bar (SPLB)



## Specialized and Secure

- Range of specialty carts dedicated to specific treatments and procedures
- Electronic locks, including proximity and InterConnect lock options, offer security levels and quick access

Maximize interior storage capacity with FlexCell interiors. Create the interior configuration that makes sense for the type, size, and accessibility of small and bulky items.



Evolve cabinet with FlexCell and center column (SEC2736TGAP)



Evolve cabinet with accessory pack (SEC1927TGLAP)



Preconfigured carts target storage of procedure-specific supplies

Roam 3 GI staple cart (SR3GGI)



Lightweight carts can move supplies among ER bays or store supplies in space-constrained areas

Narrow Pace 27 (SPN27W6)



Roam 2 cart with 5 shelves (SR2GDS)



Efficiently organize a variety of suture boxes

Closed suture cart (SRSCS) with 6"h and 9"h trays (ST6 and ST9)

# Endoscopy

Protect your scopes with better options than wood pegs and Plexiglass holders. Our ventilated and cushioned scope carts and cabinets are designed to keep a variety of endoscopes clean, dry, and secure. An efficient and adequate storage system results in better work flow, less loss and expiration of supplies, and better management of inventory for restocking—benefits for both the staff's productivity and the hospital's ROI.







Specialty lightweight carts designed with endoscopes in mind safely and securely store and transport scopes

Scope cart (SR2GS)



Adjustable scope managers adapt to different lengths of scopes; adjustable cord retainers manage both short and long endoscopes



HEPA filtered fan unit provides positive air flow to scope cabinets (SFVU)



Cushioned back panel protects scope optics; removable drip tray eases cleaning

## Safe and Compliant Storage.

- Storage for all sizes of scopes in both mobile and stationary configurations
- Impervious AireCore or stainless steel carts and cabinets address infection prevention initiatives
- Our scope cabinets and carts comply with Joint Commission, SGNA, and AORN standards for storing and drying scopes

Target specific procedure supplies with eight preconfigured specialty carts and transport carts



Preconfigured carts target the organization and identification of small supplies

Roam 2 endovascular cart (SR2GEND)

Transport soiled scopes for reprocessing

Scope transport cart with red trays (SVSTC5-R)



Store small scopes on cart's exterior without sacrificing interior storage space

Difficult Airway cart (SP27W6 with SPDAVP)

Roll-top doors address the space constraints of often crowded scope storage rooms; glass doors provide visibility to contents. A variety of cabinet sizes offer options for storing varying numbers of scopes



26.75" w scope cabinet (SEC1927SRTD)



36" w scope drying and tracking cabinet (SEA1936SGS with SVDUG8)

The Ventaire family of products includes drying and tracking cabinets, tracking cabinets, scope transport carts, and a portable scope drying unit.



Scope drying unit (SVDU2), Pace cart (SP21W4) with scope pole (SSCPP); push handle (SPAPH), disinfectant holder (SRDHP) and waste basket (SWBP) sold separately



# General Supply Areas

FlexCell is a configurable and flexible system that responds to change. Stationary cabinets and mobile carts with FlexCell interiors maximize storage space. Divide shelves and trays to organize small supplies or use open shelves and large baskets to hold bulky supplies. All interior components are interchangeable among our cart and cabinet lines.





Roll-top doors are a great option for storage areas with minimal space.



Match or complement surrounding décor



Roam 2 general storage cart (SR2GNU) with Wilsonart Blue Agave (4919) laminate



Roam 2 cart with Wilsonart 5th Avenue Elm (SR2G), accessories sold separately

## Variety of Sizes and Configurations

- Fine-tune interior configuration for small and large supplies
- Counter-height and 1-, 2-, 3-, and 4-compartment lockable mobile supply carts offer options for large or small storage spaces
- Preconfigured cabinets and carts organize interiors to hold supplies and equipment specific to treatments and procedures

Configure and reconfigure FlexCell interiors with a variety of trays, baskets, and shelves with dividers



Roam 3 ortho/cast cart (SR3GOC)

Create a cohesive combination of modular cabinetry



Evolve base and upper cabinets (SEC2736BSC and SEC1336UG), accessories sold separately



Lightweight carts can be moved easily throughout the hospital



Pace 21 procedure cart (SP21W4)

Pace 27 with Caribbean drawer finish (SP27WN with 4 SP3DT, 1 SP6DT, and 1 SP9DT)

Affix label holders to trays and baskets for quick identification and access (SLH35)



From narrow to wide, mobile carts offer efficient storage in small spaces and maximum capacity in supply areas



Roam 4 general storage cart (SR4RGS)



Roam 1 general storage cart (SR1RGS)

# Interventional Radiology

A range of cart and cabinet sizes and interior configurations guarantees staff can efficiently organize and store a variety of supplies for an ever-growing number of interventional radiology procedures. General storage carts as well as code and medication carts round out the offering.





Evolve boxed catheter cabinet (SEC1936TRTBC)

Boxed catheter cabinets with pull-out boxes and dividers offer easy access and organize sizes and styles of catheters. Anti-tip safety mechanism allows only one box to pull out at a time



Boxed catheter insert (S27BC2-AT)



Evolve cabinet with divided shelves (SEC2736TGDS)



Evolve cabinet with offset column (SEC1940TGRC), accessories sold separately

FlexCell interior can be outfitted with shelves, trays, and baskets for maximum storage capacity





## Flexible and Secure.

- Range of sizes and interior configurations
- Multiple types of locking systems keep costly equipment and supplies secure
- A modular design incorporating FlexCell interiors offers flexible supply storage



80.5"-high specialty cart designed to store extra-long catheters  
Roam 2 long catheter cart (SR2GC)



Store a variety of catheters and general patient care supplies  
Roam 3 7-cue catheter and supply cart (SR3G7CG)





Storage solutions for areas where space is at a premium

Narrow Pace 24 cart (SPN24W5)



Organized for the storage of stents above and long catheters below  
Roam 2 diagnostic catheter cart (SR2GCC)



FlexCell interior can be outfitted with shelves for maximum storage capacity  
Roam 2 EP cart (SR2REP)

# Surgery

High-density storage provides convenient access for surgical supplies and improves staff efficiency without taking up valuable square footage in ORs. Non-porous product construction supports infection prevention efforts. Glass doors and labels help staff quickly identify supplies to facilitate faster prep and turnaround time.



LED lights in carts and cabinets help staff identify supplies during low-light procedures

Evolve cabinet (SEB2736TGC) with LED lights (SEHLED), accessories sold separately; Roam 2 laparoscopy cart (SR2GLAP) with LED lights (SR2LED)



Our proprietary AireCore wraps an impervious material around an interior structure that is durable and lightweight, making it resistant to moisture, bacterial growth, and corrosion. AireCore offers design options, from roll-top or hinged doors to surface materials and customization



Configure and reconfigure interiors with the FlexCell system  
Roam 2 laparoscopy cart (SR2GLAP)



Slat wall provides additional exterior storage space  
Roam 1 with pull-out suture and slat wall (SR1GL with SRSWL),  
accessories sold separately



Shelves keep suture boxes in place and efficiently store and organize a variety of box sizes  
Pull-out suture module (SPSM)



## Modular and Adaptable Design.

- Modular design allows interior reconfiguration when inventory and package sizes change
- Interior storage components are interchangeable among product lines
- Non-porous AireCore cabinets and carts with a brushed aluminum finish are a low-maintenance alternative to stainless steel

Mobile supply carts offered in a variety of sizes accommodate different room sizes and layouts



Roam 2 open heart (SR2GOH) with brushed aluminum finish



Roam 3 vascular cart (SR3GVS)



Store varied types and sizes of catheters, inducers, and other supplies

TEE probe cabinet (SEC1936PGT)

Interior dividers maximize storage capacity

Evolve cabinet with divided shelves (SEC1927TGLDS)



Trays can be organized and reorganized as needs or supplies change

Tray with dividers (STD3)



Roam 4 surgical supply cart (SR4GSS)

# Evolve Casework

Evolve cabinets create a flexible storage system that organizes a hospital's most supply-intensive departments. Evolve's FlexCell system of shelves, dividers, trays, and baskets lets you arrange the interior configuration of your cabinets for specific types and sizes of supplies and easily reconfigure as needs and supplies change.

The ROI of Evolve modular casework applications translates to depreciation benefits, faster installation, and adaptability to change.



Evolve base cabinet	Evolve upper cabinet	Evolve 19.25"d cabinet	Evolve 19.25"d cabinet	Evolve 19.25"d cabinet	Evolve 27.25"d cabinet	Evolve 27.25"d cabinet
------------------------	-------------------------	---------------------------	---------------------------	---------------------------	---------------------------	---------------------------

## Evolve upper and base cabinets

### Base cabinet

The 34.5"-high base cabinet comes in 3 widths and 2 depths. Cabinet has a lockable solid-front or roll-top door and 4"-high toe kick. Order countertop separately.

Exterior dimensions (nominal):

- 18.75"w x 27.25"d x 34.5"h
- 26.75"w x 19.25"d x 34.5"h
- 36"w x 27.25"d x 34.5"h

Cabinet with 6"h toe kick is 36.5"h; cabinet with no toe kick is 30.5"h

Interior configuration:

- 18 FlexCells, 36 in cabinet with center column (hinged door)
- 13 FlexCells, 26 in cabinet with center column (roll-top door)
- 36"-wide cabinet available with or without center column

### Upper cabinet

This 13"-deep, 30"-high upper cabinet comes in 3 widths and has 1 adjustable full-width shelf. Door options include tempered glass or solid-front doors.

Exterior dimensions (nominal):

- 18.75"w x 13"d x 30"h
- 26.75"w x 13"d x 30"h
- 36"w x 13"d x 30"h

Interior configuration:

Shelf adjusts in 1.25" increments

## Evolve 19.25"d cabinets

### 26.75"w cabinet

The 26.75"-wide, 19.25"-deep, 84"-high includes a counterbalanced roll-top door or solid-front or tempered glass door that can be hinged on the left or the right. Cabinet has a 4"-high toe kick.

Exterior dimensions (nominal):

- 26.75"w x 19.25"d x 84"h
- Cabinet with 6" toe kick is 86"h; cabinet with no toe kick is 80"h

Interior configuration:

- 50 FlexCells (hinged door)
- 45 FlexCells (roll-top door)

### 36"w cabinet

The 36"-wide, 84"-high cabinet is available with no center column. Door choices include a counterbalanced roll-top door or solid-front or tempered glass doors. Cabinet has a 4"-high toe kick.

Exterior dimensions (nominal):

- 36"w x 19.25"d x 84"h
- Cabinet with 6" toe kick is 86"h; cabinet with no toe kick is 80"h

Interior configuration:

- 50 FlexCells (hinged door)
- 45 FlexCells (roll-top door)

### 40"w cabinet

The 40"-wide, 19.25"-deep, 84"-high cabinet includes a wide and narrow compartment. Door choices include solid-front or tempered glass doors. Cabinet has a 4"-high toe kick.

Exterior dimensions (nominal):

- 40"w x 19.25"d x 84"h
- Cabinet with 6" toe kick is 86"h; cabinet with no toe kick is 80"h

Interior configuration:

- 50 FlexCells per compartment, 100 total

## Evolve 27.25"d cabinets

### 18.75"w cabinet

The 18.75"-wide, 27.25"-deep, 84"-high includes a counterbalanced roll-top door or solid-front or tempered glass door that can be hinged on the left or the right. Cabinet has a 4"-high toe kick.

Exterior dimensions (nominal):

- 18.75"w x 27.25"d x 84"h
- Cabinet with 6" toe kick is 86"h; cabinet with no toe kick is 80"h

Interior configuration:

- 50 FlexCells (hinged door)
- 45 FlexCells (roll-top door)

### 36"w cabinet

The 36"-wide, 84"-high cabinet is available with center column, no center column, or split center column. Door choices include a counterbalanced roll-top door or solid-front or tempered glass doors. Cabinet has a 4"-high toe kick.

Exterior dimensions (nominal):

- 36"w x 27.25"d x 84"h
- Cabinet with 6" toe kick is 86"h; cabinet with no toe kick is 80"h

Interior configuration:

- 50 FlexCells, 100 in cabinet with center column (hinged door)
- 45 FlexCells, 90 in cabinet with center column (roll-top door)





Aluminum channel on glass door

FlexCell design minimizes space between interior components for maximum storage capacity

Keyed and InterConnect locks

FlexCell system includes trays, baskets, and shelves

Aluminum tracks on cabinet interior accept LED lights

Cabinet construction is AireCore aluminum composite, wood compression board, stainless steel

Separate toe kick simplifies installation  
Standard 4"h toe kick, 6"h or no toe kick options

# Pace Carts

Keep pace with supply storage and transport. Keep pace with work flow. Keep pace with patient care.

Pace carts are mobile, easy to maneuver, and secure. Five cart heights, two widths, three drawer sizes, and a variety of accessories let you target supply storage for specific treatments and departments.



**Pace N21 cart (SPN21W4)**  
Exterior dimensions (nominal): 17"w x 24.5"d x 33"h  
Weight: 75 lb  
Interior configuration: 2 3"h, 1 6"h, and 1 9"h drawer

**Pace N24 cart (SPN24W5)**  
Exterior dimensions (nominal): 17"w x 24.5"d x 36"h  
Weight: 85 lb  
Interior configuration: 3 3"h, 1 6"h, and 1 9"h drawer

**Pace N27 cart (SPN27W6)**  
Exterior dimensions (nominal): 17"w x 24.5"d x 39.25"h  
Weight: 90 lb  
Interior configuration: 4 3"h, 1 6"h, and 1 9"h drawer

**Pace N30 cart (SPN30W6)**  
Exterior dimensions (nominal): 17"w x 24.5"d x 42.5"h  
Weight: 100 lb  
Interior configuration: 3 3"h, 2 6"h, and 1 9"h drawer

**Pace N33 cart (SPN33W7)**  
Exterior dimensions (nominal): 17"w x 24.5"d x 45.5"h  
Weight: 105 lb  
Interior configuration: 4 3"h, 2 6"h, and 1 9"h drawer

**Pace 21 cart (SP21W4)**  
Exterior dimensions (nominal): 29"w x 24.5"d x 33"h  
Weight: 105 lb  
Interior configuration: 2 3"h, 1 6"h, and 1 9"h drawer

**Pace 24 cart (SP24W5)**  
Exterior dimensions (nominal): 29"w x 24.5"d x 36"h  
Weight: 115 lb  
Interior configuration: 3 3"h, 1 6"h, and 1 9"h drawer

**Pace 27 cart (SP27W6)**  
Exterior dimensions (nominal): 29"w x 24.5"d x 39.25"h  
Weight: 125 lb  
Interior configuration: 4 3"h, 1 6"h, and 1 9"h drawer

**Pace 30 cart (SP30W6)**  
Exterior dimensions (nominal): 29"w x 24.5"d x 42.5"h  
Weight: 135 lb  
Interior configuration: 3 3"h, 2 6"h, and 1 9"h drawer

**Pace 33 cart (SP33W7)**  
Exterior dimensions (nominal): 29"w x 24.5"d x 45.5"h  
Weight: 145 lb  
Interior configuration: 4 3"h, 2 6"h, and 1 9"h drawer

Pace's modular drawer system adapts to the specific supply needs of different departments. Specify any drawer combination as long as the total height of the drawers equals the height of the cart case





Cart handle designed to push/pull from side or top of handle

Antimicrobial work surface and drawer pulls

Keyed and InterConnect locks

Lightweight aluminum case

Quiet movement, easy to maneuver

Minimal seams, clean design

Rail-attached accessories easy to attach and remove

Full-swivel, lockable 5" medical-grade casters



Red\*  
\*case colors

Royal\*

Yellow\*

White\*

Bisque\*

Brushed  
Aluminum\*

Caribbean

Meadow

Lavender

Vivid Pink

Sky

Sunset



# Roam Carts

Roam high-density mobile supply carts maximize space in an efficient footprint. Two heights, four widths, and a straightforward kit of components and procedure-specific accessories let you create exactly the cart you need for departments throughout a hospital.



Roam 1 counter-height cart

Roam 2 counter-height cart

Roam 1 cart

Roam 2 cart

Roam 3 cart

Roam 4 cart

**Roam 1 counter-height cart**  
The Roam 1 counter-height cart has a glass door that can be hinged on the right or left side. The cart features a metal work surface.  
Exterior dimensions (nominal):  
23.5"w x 28.75"d x 44.25"  
Weight: 95 lbs  
Interior configuration: 21 cells  
Product number: SR1CGL, SR1CGR

**Roam 2 counter-height cart**  
The Roam 2 counter-height cart has two lockable tempered glass doors. The cart can be ordered with or without a center column.  
Exterior dimensions (nominal):  
40.75"w x 28.75"d x 44.25"h  
Weight: 145 lbs\*  
Interior configuration: 42 cells (21 per compartment)  
Product number: SR2CG

**Roam 1 cart**  
The Roam 1 cart comes with one lockable counterbalanced roll-top door or one lockable tempered glass door that can be hinged on the right or left side. A 5" sloped top is also available on carts with glass doors.  
Exterior dimensions (nominal):  
21.75"w x 28.75"d x 75.25"h (glass door)  
21.75"w x 28.75"d x 81"h (roll-top door)  
Weight: 120 lbs  
Interior configuration: 42 cells  
Product number: SR1GR, SR1GL (glass door); SR1R (roll-top door)

**Roam 2 cart**  
The Roam 2 cart has one lockable counterbalanced roll-top door or two lockable tempered glass doors. The cart can be ordered with or without a center column.  
Exterior dimensions (nominal):  
39"w x 28.75"d x 75.25"h (glass doors)  
39"w x 28.75"d x 81"h (roll-top door)  
Weight: 193 lbs\*  
Interior configuration: 84 cells (42 per compartment)  
Product number: SR2G (glass doors); SR2R (roll-top door)

**Roam 3 cart**  
The Roam 3 cart has two lockable counterbalanced roll-top doors or a single and double set of lockable tempered glass doors. The cart can be ordered with a single compartment on the left and two center columns, with a right center column, or with a left center column.  
Exterior dimensions (nominal):  
58.75"w x 28.75"d x 75.25"h (glass doors)  
58.75"w x 28.75"d x 81"h (roll-top doors)  
Weight:  
293 lbs (glass doors)\*  
288 lbs (roll-top doors)\*  
Interior configuration: 126 cells (42 per compartment)  
Product number: SR3G (glass doors); SR3R (roll-top doors)

**Roam 4 cart**  
The Roam 4 cart has two lockable counterbalanced roll-top doors or two sets of lockable tempered glass doors. The cart can be ordered with three center columns, two center columns on the right side, two center columns on the left side, or one center column.  
Exterior dimensions (nominal):  
76"w x 28.75"d x 75.25"h (glass doors)  
76"w x 28.75"d x 81"h (roll-top doors)  
Weight:  
376 lbs (glass doors)\*  
371 lbs (roll-top doors)\*  
Interior configuration: 168 cells (42 per compartment)  
Product number: SR4G (glass doors); SR4R (roll-top doors)

\*Weights shown are for carts with center columns. Counter-height center column is 10 lbs; full-height center column is 23 lbs.



Soft White



Bisque



Yellow



Red



Royal



Brushed Aluminum



Laminate

# Ventaire™ Endoscopy System

The Ventaire Endoscopy System is a family of products that facilitates the storage, drying, tracking, and transport of endoscopes. From freestanding and wall-attached drying and tracking cabinets to portable or attached drying units and transport carts, Ventaire supports a staff's work flow, providing solutions for organized, secure, and safe endoscope handling. Secure remote monitoring of cabinets is available through the InnerSpace Cloud.



Scope drying and tracking cabinet

Scope tracking cabinet

Scope transport cart

Scope drying unit

## Scope drying and tracking cabinet

The scope drying and tracking cabinet includes a scope drying and tracking unit, fan ventilation unit, humidity and temperature sensor, filter and tubes, and 10" touchscreen. The easy-to-operate system continuously filters air into internal scope channels to efficiently and thoroughly dry scopes and features timed drying and venting cycles and scope tracking management. The system works with all major endoscope brands.

## Scope tracking cabinet

The scope tracking cabinet efficiently and cost-effectively monitors endoscope storage. It identifies scope locations, storage times, channel availability, and lengths of time before scopes expire. It includes a 10" touchscreen.

## For scope drying and tracking cabinet and scope tracking cabinet:

19.25"-deep cabinet comes in 3 widths and 3 heights and with solid-front or tempered glass doors. Cabinet is available in stainless steel, nonporous AireCore with Glacier White finish or Brushed Aluminum finish, or specified laminate surface.

Exterior dimensions (nominal):

26.75" w x 19.25" d x 92" h (also available in 48" and 60" heights)

36" w x 19.25" d x 92" h

40" w x 19.25" d x 92" h

Interior configuration:

26.75" w cabinet holds 5 or 10 scopes

36" w cabinet holds 8 or 16 scopes

40" w cabinet holds 9 or 18 scopes

## Scope transport cart

Comes in two sizes and holds green and red trays and lids that serve as visual signals that the cart is transporting soiled or clean scopes. Clear and red disposable tray liner bags add another visual cue and layer of protection for clean and soiled scopes. The counter-height cart holds five scopes, and the taller version holds up to 10 scopes.

Exterior dimensions (nominal):

20.25" w x 28.5" d x 40.25" h

20.25" w x 28.5" d x 71.75" h

Product number:

SVSTC5: Empty cart, holds 5 trays

SVSTC10: Empty cart, holds 10 trays

SVSTC5-G: Cart with 5 Green Trays and Lids

SVSTC10-G: Cart with 10 Green Trays and Lids

SVSTC5-R: Cart with 5 Red Trays and Lids

SVSTC10-R: Cart with 10 Red Trays and Lids

## Scope drying unit

Assists endoscopy staff in the safe and thorough drying of reprocessed scopes by delivering HEPA- filtered, pressurized air into endoscope channels. The scope drying unit can be placed on a counter, cart surface, or mounted on a wall, IV pole, or scope pole. Scope drying units are available in two versions: one includes a compressor that supplies air and the other connects to a building's air supply.

Exterior dimensions (nominal):

7.5" w x 8" d x 10" h

Product number:

SVDU2: Scope Drying Unit, 2 drying ports, with compressor

SVDU2-H: Scope Drying Unit, 2 drying ports, without compressor (uses building's air supply)

## Retrofit units

The scope drying and tracking retrofit unit includes a scope drying and tracking unit, filter and tubes, replacement door with 10" touchscreen, and attachment hardware. The scope tracking retrofit unit includes tracking unit, replacement door with 10" touchscreen, and attachment hardware. Product number (order door separately):

For 26.75" w left-hinged cabinet

5-port unit: SVDURL5, 10-port unit: SVDURL10

For 26.75" w right-hinged cabinet

5-port unit: SVDURR5, 10-port unit: SVDURR10

For 36" w cabinet

8-port unit: SVDUR8, 16-port unit: SVDUR16

For 40" w cabinet

9-port unit: SVDUR9, 18-port unit: SVDUR18





Internal sensor records humidity and temperature levels

Positive pressure HEPA filtered air

Single and double adjustable scope managers adapt to different lengths of scopes. Single scope managers store 5, 8, or 9 scopes; double scope managers store 10, 16, or 18 scopes

Cushioned back panel

Easy-to-operate 10" touch screen

Security and automation option adds a locking system and barcode scanning process



Retrofit drying and tracking and tracking units can be field-installed in Evolve scope cabinets with adjustable scope managers and cord retainers.

Removable drip tray

# Accessories

Fine-tune carts and cabinets with the accessories you need, located where you need them.

Select a variety of exterior, interior, and procedure-specific accessories to organize carts and cabinets for specific types and sizes of supplies. Interior storage accessories are interchangeable among product lines.

## Interior

A modular system of shelves, dividers, trays, and baskets lets you arrange the interior configuration of your cabinets and carts and easily reconfigure as supplies and needs change



3" h tray divider set (STD3)



6" h tray divider set (STD6)



9" h tray divider set (STD9)



6" h Basket (SB6)



9" h Basket (SB9)



6" h smooth tray with tray lid (SST6 with SSTL6)



Metal Shelf for Cath Managers (S19M1, S19M2, S27M2)



Basic Metal Shelf (S19S1)



Adjustable Shelf Divider (S27DI)



Adjustable Shelf Divider (S19DI)



Label Holder (SLH35, SLH25)



Snap-Off Divider and Divider Clip (SSODK), includes 5 dividers and 5 clips



Security Lock Box (SPSLB3)



Security Lock Box, narrow (SPNSLB3)



Drawers (S19DR1, S19DR2, S27DR1, S27DR2)

## Attached

Accessories attached to the exteriors of carts keep tools within reach, saving time and providing easy access to essential supplies and equipment



Adjustable Work Surface  
(SPNAWS, SPAWS)



Top-Mounted Accessory Rail  
(SPNUAR2, SPUAR2)



Chart Holder (SCHP, SCH24)



Glove Box Holder, single  
(S1GBHP, S1GBH24)



Sharps Container (SSCP, SSC24)



Flip-Up Work Surface  
(SFWS, SFWS24)



Disinfectant Holder  
(SRDHP, SRDH24)



IV Pole (SIVPP)



Monitor Arm (SFPMAP)



Breakaway Lock Bar (SPLB)

## Procedure-Specific

Accessory configurations target specific procedures and departments



Multipurpose Shelf (S27M2)  
with 7-Cath Manager (S9CM)



Scope Manager (SRSH1, SRSH2)



Side-Mounted Scope  
Cabinet (SSMSCP)




Suture Module (SPSM)



Boxed Catheter Insert  
(S27BC2-AT)

## Locks

Locks for the security level you need, with keyed and keyless options, including proximity locks, and InterConnect locks. Pair InterConnect locks with the InnerSpace Cloud and manage and monitor cart and cabinet security remotely



Keyed lock (SLK)



InterConnect lock (SLW)



InterConnect lock plus



InnerSpace Cloud





## InnerSpace specializes in solutions for all areas and departments within a healthcare facility.

We offer carts, cabinets, open storage, and accessories for supply storage, products with embedded technology for improved efficiency and security, and the Ventaire™ Endoscopy System for the storage, drying, transport, and reprocessing of endoscopes.

InnerSpace is here to help you specify the best products for your needs, whether a standard option or customized solution. We offer complimentary storage analysis and design services. Contact our Customer Service team with your requests or to connect with a sales representative, and find InnerSpace products on GSA Advantage, Premier, and Vizion contracts.



1239 Comstock Street | Marne, Michigan 49435  
888-435-2256 phone | 616-743-5944 fax  
[innerspacehealthcare.com](http://innerspacehealthcare.com)

© 2024 Solaire Medical, Marne, MI 49435  
® InnerSpace is a registered trademark of Solaire Medical LLC, Marne, MI 49435