


Connector Kit 4 (SVCK4)

Follow these instructions to attach a connector to a scope.

Kit includes:

- Connector
- Water jet connector
- Luer plug

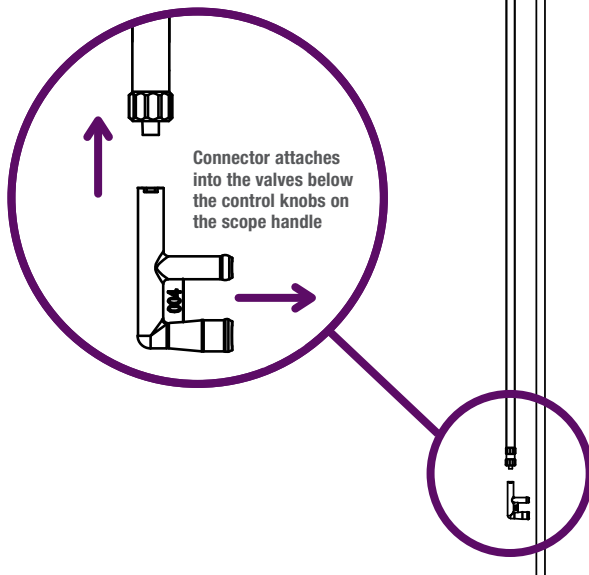


Step 1

Attach the connector to the manifold tube

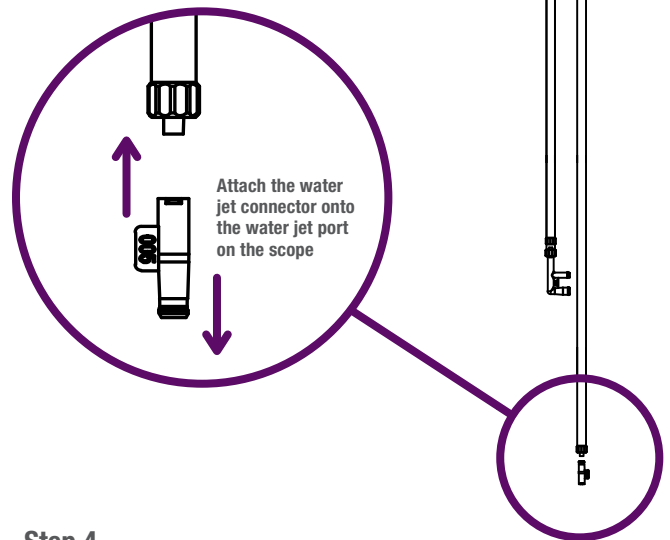
Step 2

Insert the connector into the suction and air water valve ports below the control knobs on the scope body



Step 3

Attach the water jet connector to the manifold auxiliary water tube, and then insert into the water jet port on the scope



Step 4

Screw the plug into the biopsy valve

