

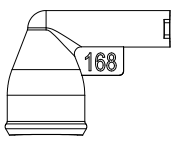
Connector Kit Instructions

Connector Kit 15 (SVCK15)

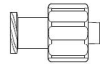
Follow these instructions to attach a connector to a scope.

Kit includes:

- Connector
- Luer coupler



Connector



Luer coupler

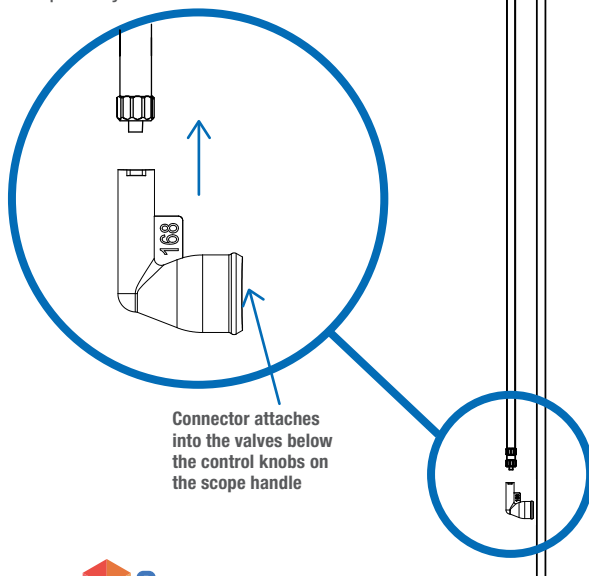
Note: Some endoscopes do not have a water jet port. If connecting a scope without a port, then a coupler will not be needed.

Step 1

Attach the connector to the manifold tube

Step 2

Insert the connector into the suction and air water valve ports below the control knobs on the scope body



Step 3

Attach the luer coupler to the manifold auxiliary water tube, and then screw the coupler into the water jet port of scope (if applicable)

