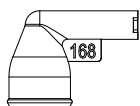


# Connector Kit 10 (SVCK10)

Follow these instructions to attach a connector to a scope.

## Kit includes:

- Connector
- Luer plug



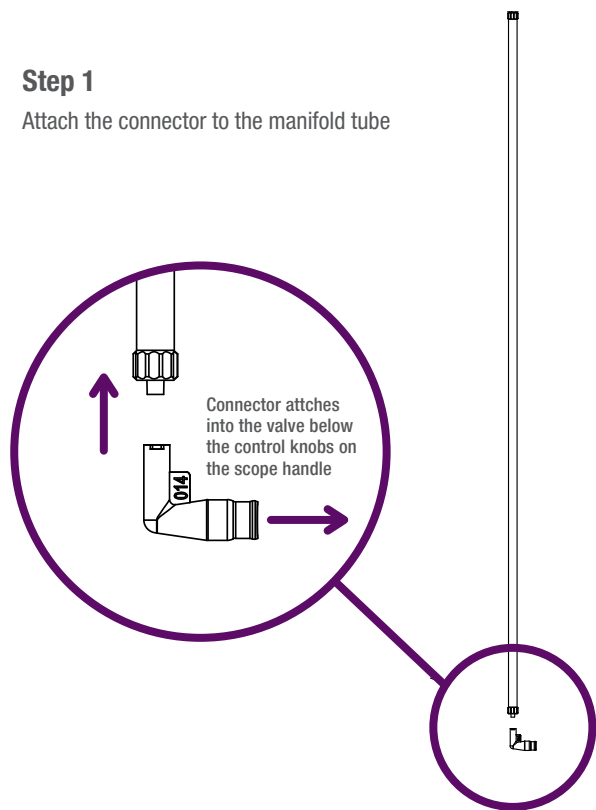
Connector



Luer plug

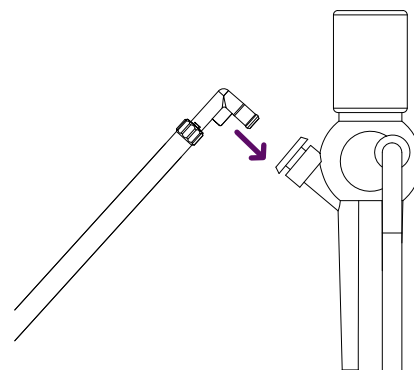
## Step 1

Attach the connector to the manifold tube



## Step 2

Insert the connector into the suction port below the control knobs on the scope body



## Step 3

Screw the plug into the biopsy valve

