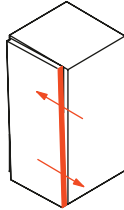


# Evolve Door Hinge Adjustment

Follow these instructions to adjust the Evolve cabinet door's horizontal, vertical, and depth positions.

Tools needed:

- Phillips screwdriver



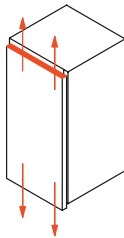
## To adjust horizontally

### Step 1

- Open the door to access the hinge screw on the front of the hinge.

### Step 2

- Using the screwdriver, loosen or tighten to adjust the door to the correct location.



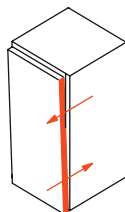

## To adjust vertically

### Step 1

- Using the screwdriver, loosen the screw on the door mounting plate.

### Step 2

- Adjust the door up or down to the correct location and tighten.



## To adjust depth

### Step 1

- Using the screwdriver, loosen to adjust the door depth.