

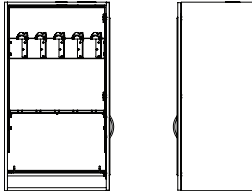
Evolve Wall-Mounted Scope Cabinet with Hinged Door

Evolve modular cabinets and casework create a flexible storage system that organizes a hospital's most supply-intensive departments. A clean design and tight construction offer a refined aesthetic and support infection prevention efforts.

The 26.75"-wide, 19.25"-deep, 48"-high wall-mounted scope cabinet has a tempered glass door. It is vented on the top and bottom, has a padded rear wall, includes a removable drip tray, and has adjustable scope managers and a cord retainer. Material choices include compression board with a melamine or specified laminate surface, stainless steel, or nonporous AireCore with Glacier White finish, Brushed Aluminum finish, or specified laminate surface.



Evolve Wall-Mounted Scope Cabinet with Hinged Door



Dimensions (Dimensions are nominal)

Exterior (interior); scope hanging length:

26.75"w x 19.25"d x 48"h (25.25"w x 17"d x 46.5"h) (shown); 40" maximum

Interior Configuration:

Cabinet holds 5 scopes

Options

- Door can be hinged on right or left side
- Optional Fan Ventilation Unit available
- Keyed or keyless lock options available
- Optional sloped top available

Product Number Reference



Product Represented:
SEC1927SGRW

S	E	C	19	27	S	G		R	W
Product Line	Material	Depth	Width	Cabinet Type	Door Type	Hinge Location	Cabinet Configuration		

Product Numbers



26.75"w x 19.25"d x 48"h

Compression board: SEC1927SGLW, **SEC1927SGRW** (shown)

AireCore: SEA1927SGLW, SEA1927SGRW

AireCore and Brushed Aluminum: SEB1927SGLW, SEB1927SGRW

Stainless steel: SES1927SGLW, SES1927SGRW

Evolve Wall-Mounted Scope Cabinet with Hinged Door

Materials and Finishes

Cabinet shell:

Compression board: Thermally fused laminate over 0.75"-thick compression board; melamine surface or specified Wilsonart, Formica, or Pionite standard laminate

AireCore: Aluminum composite with Glacier White finish or specified Wilsonart, Formica, or Pionite standard laminate

AireCore and Brushed Aluminum finish: Aluminum composite with Brushed Aluminum finish

Stainless steel: 18-gauge 304 stainless steel with 18% chrome and 8% nickel analysis; exposed surfaces

Edge banding:

Compression board and AireCore: White ABS

AireCore with Brushed Aluminum finish: Brushed Aluminum acrylic

Glass-front door:

Compression board: Thermally fused laminate over 0.75"-thick compression board; melamine surface or specified Wilsonart, Formica, or Pionite standard laminate with tempered glass and clear anodized aluminum trim

AireCore: Aluminum composite with Glacier White finish or specified Wilsonart, Formica, or Pionite standard laminate with tempered glass and clear anodized aluminum trim

AireCore and Brushed Aluminum finish: Aluminum composite with Brushed Aluminum finish with tempered glass and clear anodized aluminum trim

Stainless steel: 18-gauge 304 stainless steel with 18% chrome and 8% nickel analysis and tempered glass

Hinges:

Compression board, AireCore, and AireCore with Brushed Aluminum cabinet: Metal concealed European-style

Stainless steel cabinet: Stainless steel

Door pulls:

Compression board, AireCore, and AireCore with Brushed Aluminum cabinet: Dull chrome-plated steel bow pull

Stainless steel cabinet: 5" stainless steel bow pull



Storage solutions for healthcare

Solairé Medical | P.O. Box 2808 | Grand Rapids, Michigan 49501
888-435-2256 phone | 616-743-5944 fax | solairemedical.com

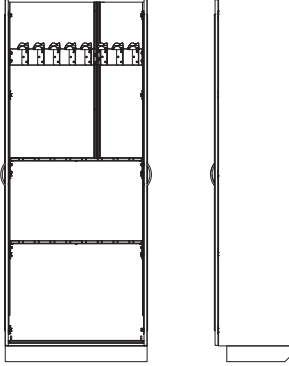
Evolve Scope Cabinet with Hinged Door

Evolve modular cabinets and casework create a flexible storage system that organizes a hospital's most supply-intensive departments. A clean design and tight construction offer a refined aesthetic and support infection prevention efforts.

The 19.25"-deep scope cabinet comes in 3 widths and 2 heights. It has a solid-front or tempered glass door, vented top and bottom, padded rear wall, removable drip tray, and adjustable scope managers and cord retainers. Material choices include compression board with a melamine or specified laminate surface, stainless steel, or nonporous AireCore with Glacier White finish, Brushed Aluminum finish, or specified laminate surface. Cabinet has a 4"-high toe kick.



Evolve Scope Cabinet with Hinged Door



Dimensions (Dimensions are nominal)

Exterior (interior); scope hanging length:

26.75"w x 19.25"d x 60"h (25.25"w x 17"d x 54.5"h); 51" maximum

26.75"w x 19.25"d x 92"h (25.25"w x 17"d x 86.5"h); 83" maximum

36"w x 19.25"d x 92"h (34.5"w x 17"d x 86.5"h) (shown); 83" maximum

40"w x 19.25"d x 92"h (38.5"w x 17"d x 86.50"h); 83" maximum

60"h cabinet with 6"h toe kick is 62"h, 56"h with no toe kick;

92"h cabinet with 6"h toe kick is 94"h, 88"h with no toe kick

Interior Configuration:

60"h cabinet holds 5 scopes

92"h x 26.75"w cabinet holds 5 or 10 scopes

92"h x 36"w cabinet holds 8 or 16 scopes

92"h x 40"w cabinet holds 9 or 18 scopes

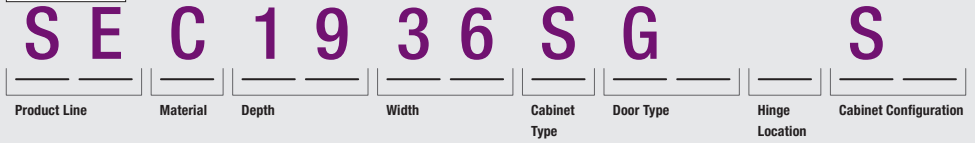
Options

- 92"h cabinet includes solid-front and glass door options; 60" cabinets has glass door only
- Door can be hinged on right or left side of 26.75"w cabinet
- Optional Fan Ventilation Unit available
- Keyed or keyless lock options available
- Optional sloped top available
- Optional 6" toe kick or no toe kick available

Product Number Reference



Product Represented:
SEC1936SGS



Product Numbers



26.75"w x 19.25"d x 60"h

Compression board: SEC1927GLB, **SEC1927GRB** (shown)

AireCore: SEA1927GLB, SEA1927GRB

AireCore and Brushed Aluminum: SEB1927GLB, SEB1927GRB

Stainless steel: SES1927GLB, SES1927GRB



26.75"w x 19.25"d x 92"h

Compression board: SEC1927SGLS, SEC1927SGRS, SEC1927SSLS, SEC1927SSRS;
with double scope holder: SEC1927SGLD, SEC1927SGRD, SEC1927SSLD, SEC1927SSRD

AireCore: SEA1927SGLS, **SEA1927SGRS** (shown), SEA1927SSLS, **SEA1927SSRS** (shown);
with double scope holder: SEA1927SGLD, SEA1927SGRD, SEA1927SSLD, SEA1927SSRD

AireCore and Brushed Aluminum: SEB1927SGLS, SEB1927SGRS, SEB1927SSLS, SEB1927SSRS;
with double scope holder: SEB1927SGLD, SEB1927SGRD, SEB1927SSLD, SEB1927SSRD

Stainless steel: SES1927SGLS, SES1927SGRS, SES1927SSLS, SES1927SSRS;
with double scope holder: SES1927SGLD, SES1927SGRD, SES1927SSLD, SES1927SSRD



36"w x 19.25"d x 92"h

Compression board: SEC1936SGS, SEC1936SSS;
with double scope holder: SEC1936SGD, SEC1936SSD

AireCore: **SEA1936SGS**, **SEA1936SSS** (shown);
with double scope holder: SEA1936SGD, SEA1936SSD

AireCore and Brushed Aluminum: SEB1936SGS, SEB1936SSS;
with double scope holder: SEB1936SGD, SEB1936SSD

Stainless steel: SES1936SGS, SES1936SSS;
with double scope holder: SES1936SGD, SES1936SSD



40"w x 19.25"d x 92"h

Compression board: SEC1940SGS, SEC1940SSS;
with double scope holder: SEC1940SGD, SEC1940SSD

AireCore: **SEA1940SGS**, **SEA1940SSS** (shown);
with double scope holder: SEA1940SGD, SEA1940SSD

AireCore and Brushed Aluminum: SEB1940SGS, SEB1940SSS;
with double scope holder: SEB1940SGD, SEB1940SSD

Stainless steel: SES1940SGS, SES1940SSS;
with double scope holder: SES1940SGD, SES1940SSD

Evolve Scope Cabinet with Hinged Door

Materials and Finishes

Cabinet shell:

Compression board: Thermally fused laminate over 0.75"-thick compression board; melamine surface or specified Wilsonart, Formica, or Pionite standard laminate

AireCore: Aluminum composite with Glacier White finish or specified Wilsonart, Formica, or Pionite standard laminate

AireCore and Brushed Aluminum finish: Aluminum composite with Brushed Aluminum finish

Stainless steel: 18-gauge 304 stainless steel with 18% chrome and 8% nickel analysis; exposed surfaces

Edge banding:

Compression board and AireCore: White ABS

AireCore with Brushed Aluminum finish: Brushed Aluminum acrylic

Solid-front door:

Compression board: Thermally fused laminate over 0.75"-thick compression board; melamine surface or specified Wilsonart, Formica, or Pionite standard laminate

AireCore: Aluminum composite with Glacier White finish or specified Wilsonart, Formica, or Pionite standard laminate

AireCore and Brushed Aluminum finish: Aluminum composite with Brushed Aluminum finish

Stainless steel: 18-gauge 304 stainless steel with 18% chrome and 8% nickel analysis

Glass-front door:

Compression board: Thermally fused laminate over 0.75"-thick compression board; melamine surface or specified Wilsonart, Formica, or Pionite standard laminate with tempered glass and clear anodized aluminum trim

AireCore: Aluminum composite with Glacier White finish or specified Wilsonart, Formica, or Pionite standard laminate with tempered glass and clear anodized aluminum trim

AireCore and Brushed Aluminum finish: Aluminum composite with Brushed Aluminum finish with tempered glass and clear anodized aluminum trim

Stainless steel: 18-gauge 304 stainless steel with 18% chrome and 8% nickel analysis and tempered glass

Hinges:

Compression board, AireCore, and AireCore with Brushed Aluminum cabinet: Metal concealed European-style

Stainless steel cabinet: Stainless steel

Door pulls:

Compression board, AireCore, and AireCore with Brushed Aluminum cabinet: Dull chrome-plated steel bow pull

Stainless steel cabinet: 5" stainless steel bow pull



Storage solutions for healthcare

Solairé Medical | P.O. Box 2808 | Grand Rapids, Michigan 49501
888-435-2256 phone | 616-743-5944 fax | solairomedical.com

© 2018 Solairé Medical, Grand Rapids, MI 49501
© InnerSpace and Scope Manager are registered trademarks of Solairé Medical, Grand Rapids, MI 49501
0918