




Laminates


Here is a selection of popular laminates. Upcharges apply for laminate surfaces on Roam carts. You can also specify any custom laminate for your Evolve and Roam storage products.

To order swatches or a custom laminate, contact Customer Service: cs@solairemedical.com or 888-435-2256.

Neutral Colors



Grey Pampas 4168




Crisp Linen 4942



Neutral Glace 4143



Carbon EV 4820




Astro Strandz 4940

Light Colors



Organic Cotton 4945



Cloud Zephyr 4856



Gilded Mesh 4912




Aloe 7962




Canyon Zephyr 4842

Dark Colors



Blue Agave 4919




Evening Tigris 4674



Antique Brush 4823



Madagascar 7944



Carbon Mesh 4880


Colors shown are representative.

Laminates


Here is a selection of popular laminates. Upcharges apply for laminate surfaces on Roam carts. You can also specify any custom laminate for your Evolve and Roam storage products.

To order swatches or a custom laminate, contact Customer Service: cs@solairemedical.com or 888-435-2256.


Solid Colors




Alabaster d431




White Sand d403



Dove Grey d92



Ocean d502




Brittany Blue d321

Patterns




Basket Weaving 101 4965




Grey Glace 4142



Cloud Nebula 4630



Pearl Soapstone 4886



Nickel Ev 4813


Woodgrains



Colombian Walnut 7943



Biltmore Cherry 7924



5th Avenue Elm 7966



Asian Night 7949



Asian Sand 7952

Colors shown are representative.