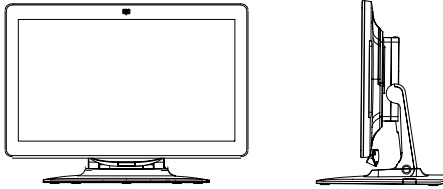
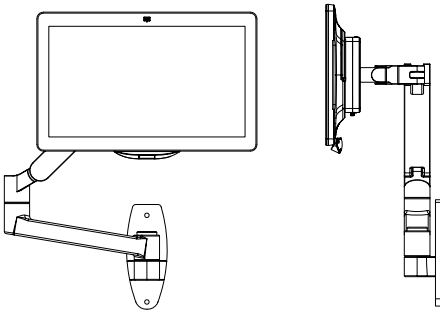


Logbook Instructions for Use

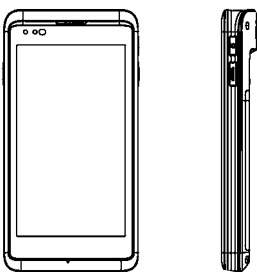




Workstation with base



Workstation with monitor arm



Handheld Device

Overview

The Ventaire Endoscopy System Logbook platform tracks the lifecycle of scope cleaning and storage. It helps healthcare organizations maintain accurate, up-to-date records for audits and compliance and improves operational efficiency. The platform features weekly activity reports, proactive maintenance alerts, compliance-ready templates, and automated tracking of scope processing. It integrates with the Ventaire drying and tracking system.

The logbook software is available on a workstation and a handheld device. The workstation can be placed on a counter or mounted to a wall with a monitor arm (included). It has a 15" touchscreen and motion activated barcode scanner. The handheld device has a 5.5" touchscreen, button-activated barcode scanner, and charging station. The logbook is also available as a software license only.

For questions about the logbook, contact InnerSpace Customer service at 888-435-2256 or cs@innerspacehealthcare.com and ask for a technology product specialist.

Overview

Electrical Requirements

Electrical requirements for the workstation:

- 2 120 VAC, 60Hz, 15-amp standard duplex receptacles
- Operating temperature: 0°C - 40°C/32°F - 104°F;
Storage temperature: -20°C - 50°C/-4°F - 122°F
- Operating humidity (non-condensing): 20% - 80%;
Storage humidity: 10% - 95%

Electrical requirements for the handheld device:

- 3.8V USB-C charging cable
- Temperature operating: 32°F to 122°F (0°C to 50°C);
Storage: -22°F to 140°F (-30°C to 60°C)
- Humidity 5% to 95% non-condensing

Installation Instructions

See the user manuals included with the workstation and handheld device for information on installing and operating the devices.

Workstation

The workstation with wall mount includes a VESA bracket and monitor arm. The monitor arm has full tilt motion and a 25.75" height-adjustment range. Attachment hardware is included. See the user manual included with the workstation for mounting instructions.

The typical height for a workstation mounted to the wall is 4'9" (57") from the floor to the center of the workstation's screen.

If the workstation is placed on a counter, adjust viewing angle to a comfortable viewing height for operators.

Care and Maintenance

Follow these requirements to disinfect, clean, and care for your logbook device.

Cleaning Materials

- Use cleaning wipes that are:
 - 70% isopropyl alcohol surface cleaner
 - Touchscreen safe
 - Fast drying wipes recommended
- Apply wipes to touchscreen in accordance with healthcare organization's protocols for decontaminating work surfaces
- Do not soak or submerge the device in any cleaning solution

Device Setup and Operating Instructions

Scan the QR code to watch a video outlining instructions for setting up your device and operating the system. <https://youtu.be/d-tw0Ik7lnI>



Warranty

The workstation is warranted for 2 years for hardware component failure. The handheld device is warranted for 1 year for hardware component failure.